

Pocket Guide

ARVO 2022

May 1 – 4 | Denver
May 11–12 | Virtual

Accelerating Discovery through Team Science



ARVO[®]

The Association for Research
in Vision and Ophthalmology

[ARVO.org/AM](https://www.arvo.org/AM)

Program Overview

Sunday, May 1	Room	Time
Badge Pickup	Lobby A	6am–6pm
ARVO Central	Exhibit Hall	7am–7:15pm
Symposia	See Program	8–10am
Exhibits	Exhibit Hall	8:30am–5pm
Opening Keynote Session	Four Seasons Ballroom 2/4	10:30–11:45am
Minisymposia	See Program	12:15–2pm
Papers/Posters	See Program	12:15–2:15pm
Epstein Award Session	601/603	2:45–3:30pm
Multidisciplinary Ophthalmic Imaging Group	Mile High Ballroom 4EF	2:45–4:15pm
Papers/Posters	See Program	2:45–4:45pm
Papers/Posters	See Program	5:15–7:15pm

Monday, May 2	Room	Time
Badge Pickup	Lobby A	7am–6pm
ARVO Central	Exhibit Hall	7am–5pm
NAEVR Briefing	Mile High Ballroom 1AB	7–8am
Proctor Award Lecture	Four Seasons Ballroom 2/4	8–8:45am
Exhibits	Exhibit Hall	8:30am–5pm
Weisenfeld Award Lecture	Four Seasons Ballroom 2/4	8:45–9:30am
Low Vision Group	Mile High Ballroom 4CD	10–11:30am
Papers/Posters	See Program	10am–12pm
Minisymposia	See Program	12:30–2:15pm
Papers/Posters	See Program	12:30–2:30pm
Minisymposia	See Program	3–4:45pm
Papers/Posters	See Program	3–5pm
ARVO Imaging Special Session	Mile High Ballroom 2B/3B	5:30–7pm

Tuesday, May 3	Room	Time
Badge Pickup	Lobby A	7am–6pm
ARVO Central	Exhibit Hall	7am–5:30pm
Symposia	See Program	8–10am
NEI Update on Regenerative Medicine	Mile High Ballroom 2C/3C	8–10am
Exhibits	Exhibit Hall	8:30am–5pm
Papers/Posters	See Program	10:30am–12:30pm
Genetics Group	Mile High Ballroom 1EF	1–2:30pm
Papers/Posters	See Program	1–3pm
Minisymposia	See Program	3:30–5:15pm
Papers/Posters	See Program	3:30–5:30pm
WEAVR Event†	Four Seasons Ballroom 2/4	6–7pm

Wednesday, May 4	Room	Time
Badge Pickup	Lobby A	7am–2:30pm
ARVO Central	Exhibit Hall	7am–5pm
Friedenwald Award Lecture	Four Seasons Ballroom 2/4	8–8:45am
Exhibits	Exhibit Hall	8:30am–5pm
Cogan Award Lecture	Four Seasons Ballroom 2/4	8:45–9:30am
Papers/Posters	See Program	10am–12pm
Minisymposia	See Program	12:30–2:15pm
Papers/Posters	See Program	12:30–2:30pm
Papers/Posters	See Program	3–5pm
Closing Keynote Session	Four Seasons Ballroom 2/4	5:30–6:15pm

† Separate registration required

Mitochondrial Dysfunction: A target for AMD therapy

Restoring
mitochondrial
structure to improve
cellular bioenergetics
and retinal function.



Scan to learn more



Table of Contents

Convention Center Maps.....	4
ARVO Policies.....	8
Virtual Meeting Highlights.....	8
How to Connect.....	10
Covid Safety Protocols.....	10
Presenter Guidelines.....	12

Services

Cash Machine/ATM.....	14
Coat and Luggage Check.....	14
Concessions/Food Services.....	14
Denver Information, Tours and Restaurants.....	14
Disabilities or Special Needs.....	14
First Aid.....	14
Lost and Found.....	14
Mother's Lounge.....	14
Prayer and Meditation Room.....	15
Recycling.....	15
Security Services.....	15
Water Bottles/Fountains.....	15

Meeting Information

Meeting Management Office.....	16
Press Activities.....	16
Badge Printing (Convention Center).....	16
Badge Printing Hours.....	17
Speaker Ready Room.....	17
ARVO Fellows.....	17
Travel Grant Recipients.....	17

Awards and Awards Lectures

ARVO/Alcon Keynote Series.....	18
Distinguished Service Awards.....	19
Proctor Award and Lecture.....	20
Weisenfeld Award and Lecture.....	20
Friedenwald Award and Lecture.....	20
Cogan Award and Lecture.....	20
Joanne G. Angle Award.....	21

High Altitude Tips.....	22
-------------------------	----

Exhibits

Exhibit Hall Hours.....	23
Exhibit Hall Floor Plan.....	24
Exhibits A-Z.....	26
Exhibitor Descriptions.....	30
Exhibitor Presentations.....	67

General Business Meeting Agenda (virtual).....	68
--	----

Daily Program Schedules

Sunday.....	69
Monday.....	74
Tuesday.....	79
Wednesday.....	84

Fellows Class of 2022.....	89
Dowling Society Members.....	90

Getting Around Denver

Airport Rail.....	92
Light Rail.....	92
Skyride Buses.....	92
Taxi Service	92
Free 16th Street MallRide	93
Pedi-cabs and Tuk Tuks.....	93
NAEVR Events	93
ARVO 2023/New Orleans Hotels.....	94
ARVO Foundation Matching Gift Campaign	95
Travel Grant Supporters.....	96
Annual Meeting Supporters.....	Back Cover



The Association for Research in Vision and Ophthalmology
5515 Security Lane, Suite 500 | Rockville, MD 20852-5034

Tel: +1.240.221.2900 | arvo@arvo.org | ARVO.org

Disclaimer

The Association for Research in Vision and Ophthalmology (ARVO) Annual Meeting online program materials and print publications aim to promote vision research and scientific discourse for educational purposes. ARVO accepts no responsibility for any products, presentations, opinions, statements or positions expressed, and inclusion of such material within the Meeting, the publications or posted online does not constitute endorsement by ARVO.

Photography Release

By attending the ARVO Annual Meeting, attendees agree to allow their names, likenesses and images either in audio, photographic or video format recorded onsite to be used by ARVO and the ARVO Foundation for Eye Research for educational and promotional purposes.

© 2022 by the Association for Research in Vision and Ophthalmology, Inc. All rights reserved. Permission to republish any part of this book must be obtained in writing from the ARVO's Chief Marketing and Communications Officer prior to publication. Contact Julene Joy at jjoy@arvo.org.

Continuing Medical Education



The ARVO 2022 Annual Meeting, held in Denver, Colo., from May 1–4, is an accredited continuing education activity. Clinicians who register for CME credits and pay the processing fee are eligible to claim credit for attending in-person accredited paper and cross-sectional group sessions, minisymposia and symposia.

The virtual Annual Meeting, May 11–12, is not an accredited continuing education activity. Attendees of virtual sessions are not eligible to claim CME credit.

Physician Accreditation Statement

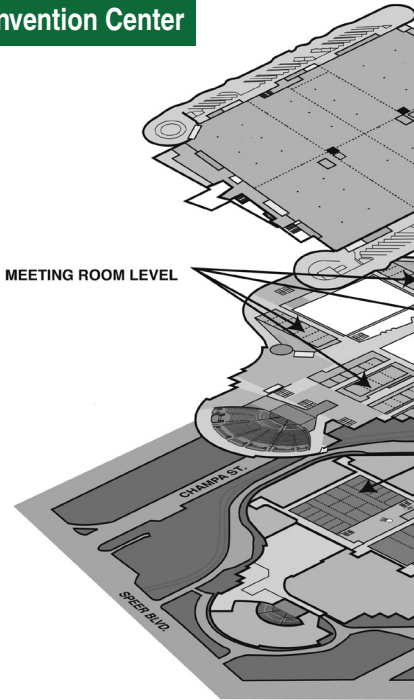
The Association for Research in Vision and Ophthalmology (ARVO) is accredited by the Accreditation Council for Continuing Medical Education (ACCME) to provide continuing medical education for physicians.

Physician Credit Designation

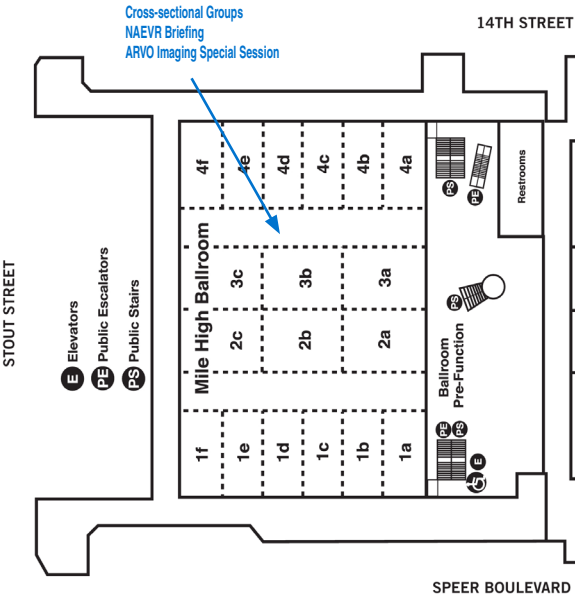
ARVO designates this live activity for a maximum of 28 *AMA PRA Category 1 Credits™*. Physicians should claim only the credit commensurate with the extent of their participation in the activity.

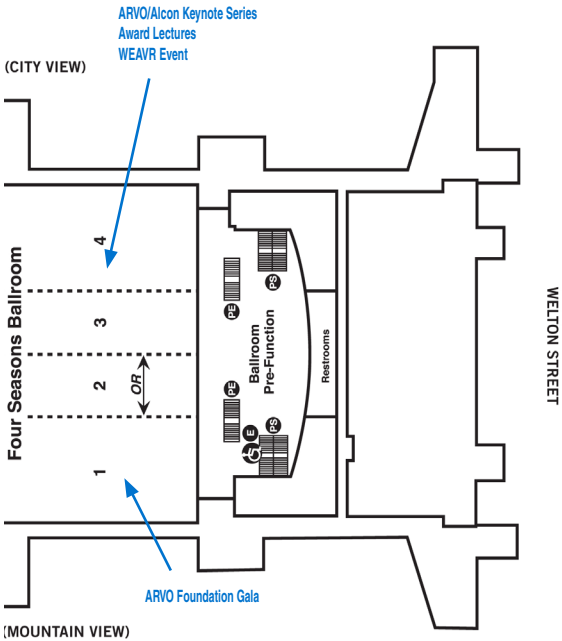
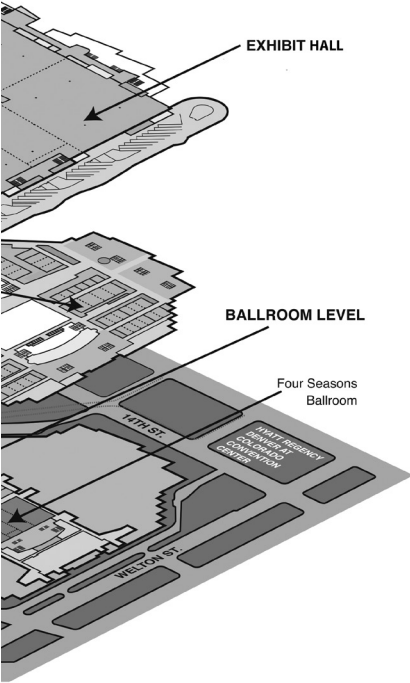
The full program details are available at [ARVO.org/CMEinfo](https://arvo.org/CMEinfo)

Colorado Convention Center



Ballroom level





Meeting room level

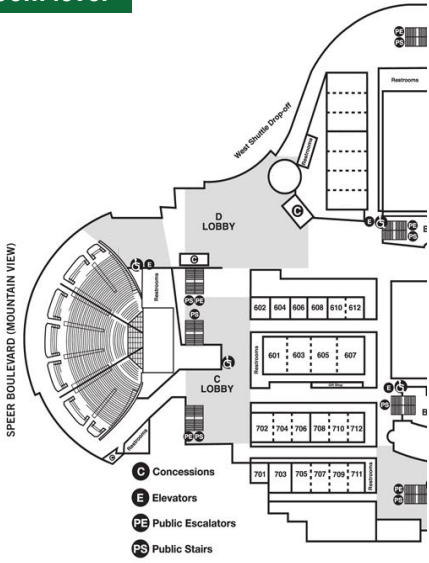
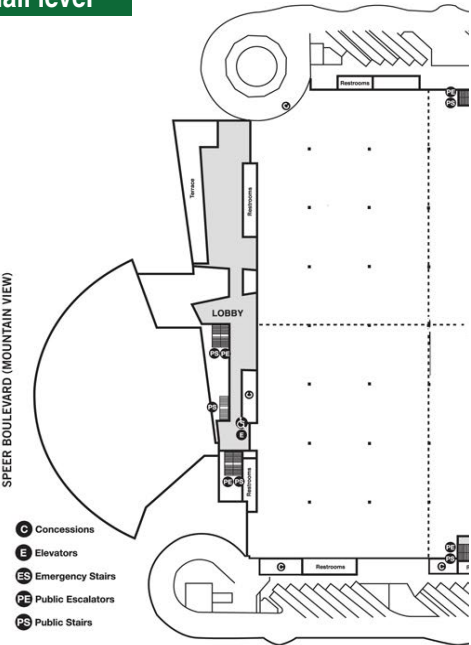
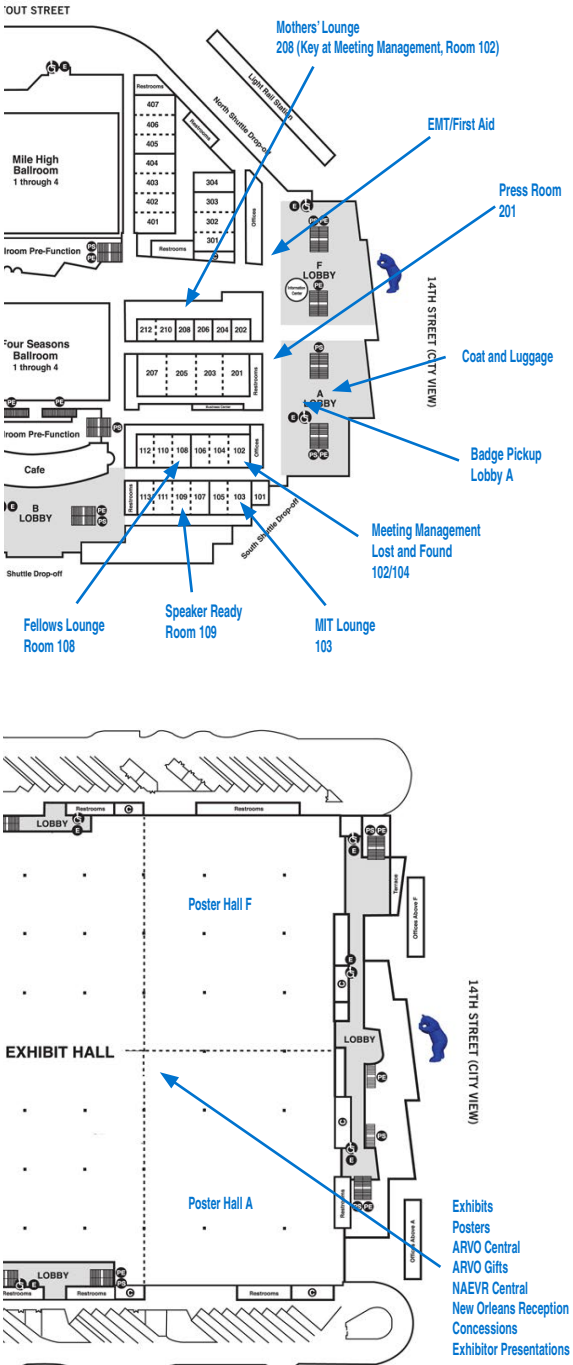


Exhibit hall level





Recording/Photography/Audiotape/Video Equipment Policy — Recording by any means including, but not limited to photographing, audiotaping, videotaping, screen capturing, and/or screen recording of any presentations or sessions — whether virtual or in person — at or during the Annual Meeting is strictly prohibited. Exceptions include recording by an ARVO-authorized agent for official purposes or by First Authors who wish to capture their own presentations. Violators risk confiscation of their equipment and/or dismissal/banning from the Meeting as deemed appropriate by ARVO.

Anti-harassment Policy

While attending the ARVO Annual Meeting, members, non-member participants and invited guests are entitled to a harassment-free environment as they exchange research and engage in any ARVO activity. For detailed information on ARVO's Anti-Harassment Policy, visit [ARVO.org/Policies](https://arvo.org/Policies).

If you wish to report a possible violation, go to the Meeting Management Office, Room 102, or call 303.228.8303. ARVO staff will follow the established procedures to address complaints.

Don't Forget! May 11 – 12 ARVO Virtual Meeting

All meeting registrants should have received their access link to log in to the ARVO Virtual Meeting. The virtual site is <https://arvo2022.arvo.org> and includes:

- All posters available starting May 1.
- All other presentations available starting May 11.
- Live Special Interest Groups (SIGs) and Section Networking Sessions
- Live Section Business Meetings
(Wednesday, May 11, 3–3:45pm EDT)
- Live General Business Meeting
(Thursday, May 12, 9–9:45am EDT)

View any poster or paper sessions you may have missed in person. All content is available online through June 30.

Commercial Relationships Policy — Presenters must state and display all applicable commercial relationships. For more information on this important policy, see the Commercial Relationships Index at [ARVO.org/Commercial](https://www.arvo.org/Commercial).

Clinical Trials Registration Policy — All clinical trials that will be reported in ARVO Annual Meeting abstracts must be registered on a publicly available database. The required acknowledgement of the First Author, acting as the authorized agent for all authors, certifies that any research presented in the abstract that reports on a clinical trial is registered, and the registration location and number is included on the abstract, in compliance with the ARVO Statement on Registering Clinical Trials, [arvo.org/Clinical-Trials](https://www.arvo.org/Clinical-Trials). For more information on this policy, refer to the Clinical Trials Registration Index at [ARVO.org/Clinical-Trials](https://www.arvo.org/Clinical-Trials).

Children in the convention center — Due to COVID-19 safety protocols, children will not be permitted in the convention center.

**OPT-302, is a Phase 3,
first-in-class VEGF-C/D “Trap,”
being developed for use in
combination with standard of
care anti-VEGF-A therapies for
patients with wet AMD.**

Hope on the Horizon

*To learn more,
please visit us at Booth #1715*



Wireless Internet

Complimentary internet access is available throughout the convention center. To access the internet, open your device Wi-Fi and select network name: ARVO. Smart City is the Internet service provider to the convention center. They are located at the service desk in the Exhibit Hall, Tel: 888.446.6911.

Thank you to Adverum Biotechnologies, Inc, our wireless internet sponsor for ARVO 2022.

COVID-19 Safety Protocols: Keeping ARVO Attendees Safe and Healthy

ARVO and the Colorado Convention Center are committed to the health and well-being of our attendees, exhibitors, staff and meeting contractors.

- Attendees must be fully vaccinated, as defined by the CDC and WHO, against COVID-19. There will be no exceptions. U.S. attendees must upload their vaccination information into the Clear Healthpass App. International attendees will show their vaccination cards.
- Attendees may be required to wear masks while in the Convention Center.
- Separate seating will be available for attendees who wish to socially distance in convention center rooms.
- Hand sanitizing stations will be available throughout the convention center
- Prefer to socially distance? Orange lanyards are available at Tote Bag Pickup for attendees who would like to signal to others that they prefer to keep their distance. Look for designated seating in session rooms for this purpose. Tables set for distancing can be found at the back of each meeting room and will be marked with orange table signs.



10 years & COUNTING

FDA approved 2011

Discover more at booth 2815

LEARN MORE at
RSRegeneronExperience.com



EYLEA is a registered trademark of Regeneron Pharmaceuticals, Inc.

REGENERON®

© 2022, Regeneron Pharmaceuticals, Inc. All rights reserved.
777 Old Saw Mill Road, Tarrytown, NY 10591

03/2022
EYL.22.02.0095

Presenters

All speakers are required to check into the Speaker Ready Room, Room 109, preferably 24 hours, but no later than four hours, before their presentations.

Previously uploaded presentations must be reviewed and approved.

All presentation slides and other files must be uploaded in advance of your presentation. Speaker Ready Room audiovisual (AV) technicians will upload files and screen them for compatibility. Presenters will not be allowed to load PowerPoint slides or other files directly to the computer in the session room.

Personal laptops cannot be used for presentations in the session rooms. Do not bring your laptop or other media devices to the session.

If you are unavoidably delayed, you must still go directly to the Speaker Ready Room.

Speaker Ready Room — Room 109

- Saturday, April 30 12–9pm
- Sunday, May 1 7am–6pm
- Monday, May 2 7am–6pm
- Tuesday, May 3 7am–6pm
- Wednesday, May 4 7am–6pm

For details, see [ARVO.org/Presenters](https://www.arvo.org/Presenters).



Need Gifts?
Visit ARVO Central,
Exhibit Hall

Poster Presenters

All posters presenters are required to upload a pdf of their poster, and if desired, a supplemental video for the virtual meeting poster hall. In-person presenters will display their poster in the Exhibit Hall on their day of presentation.

- Sunday poster presenters are strongly encouraged to register and print their badges on Saturday.
- All posters must be placed before 9:30am on the day of presentation and remain on display the entire day.
- Posters may not be displayed prior to the day of presentation.
- Presenters must be present at their posterboards during their scheduled presentation time on the day of their scheduled presentation.
- Posters must be removed 15 minutes following the last poster session of each day. ARVO is not responsible for poster materials left at the end of day. Posters remaining on the posterboards will be removed and discarded.

For details, see [ARVO.org/Presenters](https://www.arvo.org/Presenters).

Congratulations

Sheila Nirenberg, PhD

Neuroscientist and Professor of Physiology and Biophysics, Weill Cornell Medicine

2022 Bressler Prize Recipient

for her work in deciphering the retina's neural code and utilizing optogenetics to restore vision to people with retinal diseases.

Javier Pita

Chief Executive Officer, NaviLens

2022 Pisart Award Recipient

for his work with the NaviLens code system that enables people with vision loss to navigate their surroundings.



**Lighthouse
Guild**

lighthouseguild.org



Cash Machine/ATM

There are ATM machines located in Lobby B and Lobby F. ARVO 2022 is a cashless meeting, however concession vendors will accept cash.

Coat and Luggage Check

Coat and luggage check will be available in Lobby A, adjacent to Badge Printing.

Hours:

- Sunday, May 1 7am–7:30pm
- Monday, May 2 7am–7:30pm
- Tuesday, May 3 7am–7:30pm
- Wednesday, May 4 7am–7pm

ARVO is not responsible for items left at the end of the Meeting.

Concessions/Food Service

Food service is available in the convention center Sunday through Wednesday.

Denver Information, Tours and Restaurants

There is a concierge desk staffed by Visit Denver. They will provide information about local attractions, shopping, local transportation, tours and restaurants.

Disabilities or Special Needs

The Colorado Convention Center is accessible to the disabled. For auxiliary requirements, including scooter needs, go to the Meeting Management Office, Room 102, Tel: 303.228.8303.

First Aid

The First Aid office is located across from Room 301 and will be available during Meeting hours. You may also stop by the Meeting Management Office, Room 102, or call 303.228.8303 for assistance.

Lost and Found

All lost items are taken to the Meeting Management Office, Room 102. Please stop by this office or call 303.228.8303 to see if your item has been found.

Mother's Lounge

Please see staff in Meeting Management, Room 102, for access to the Mother's Lounge (Room 208)

Prayer and Meditation Room

The Prayer and Meditation Room is in 206. Contact the Meeting Management Office, Room 102, if you have questions.

Recycling

Recycling and compost bins are located throughout the convention center. Help ARVO in our efforts to be environmentally friendly and put your trash in the appropriate receptacle.

Security Services

If you need assistance while at the convention center, contact the Information Desk in ARVO Central in the Exhibit/Poster Hall or Meeting Management in Room 102.

Water Bottles/Fountains

Bottle-filling stations are located outside each restroom in the Colorado Convention Center.




SAVE
THE
DATE!

Visit the ISER booth #2119

XXV Biennial Meeting of the International
Society for Eye Research

February 19 – 23, 2023
Gold Coast, Queensland | Australia

www.iserbiennialmeeting2023.org



Meeting Management Office

Staff will be available in Room 102 throughout the week to assist with Meeting services, Tel: 303.228.8303.

Hours:

- Saturday, April 30 12–9pm
- Sunday, May 1 6am–7:30pm
- Monday, May 2 7am–7:30pm
- Tuesday, May 3 7am–7:30pm
- Wednesday, May 4 7am–6:30pm

Press Activities

ARVO invites members of the press to cover paper and poster sessions at the Meeting. Pre-registered press should print their email confirming registration and bring that to Badge Printing to pick-up their badge. Please note that research presented at the Meeting may be proprietary or submitted for publication.

The Press Room is located in Room 201, with some space available for interviews. Please inquire in the Press Room.

Badge Printing (Convention Center)

ARVO 2022 badge printing will be in Lobby A of the Colorado Convention Center. Lobby A will include:

- **Badge printing** – Bring your email confirmation with the QR code to an ExpressPass badge printing kiosk. Simply scan the QR code and receive your badges and/or tickets. QR codes can also be used from your smartphone.
- **Press Badge Pickup** – Pre-registered press should print their email confirming registration and bring that to Badge Printing to pick-up their badge.
- **Name Badge Replacement** – Replace a lost or forgotten name badge at the Attendee Help Desk for a \$50 fee. Corrections to the badges are free.
- **Exhibitor Badge Pickup** – All pre-registered exhibitors should print their confirmation and bring it with them to the convention center. Simply scan the QR code at the Exhibitor desk.

Badge Printing Hours

Sunday presenters are strongly encouraged to print their badges on Saturday.

- Saturday, April 30 12–9pm
- Sunday, May 1 6am–6pm
- Monday, May 2 7am–6pm
- Tuesday, May 3 7am–6pm
- Wednesday, May 4 7am–2:30pm

Speaker Ready Room — Room 109

All speakers are required to check into the Speaker Ready Room at least four hours in advance of their presentation.

- Saturday, April 30 12–9pm
- Sunday, May 1 6am–6pm
- Monday, May 2 7am–6pm
- Tuesday, May 3 7am–6pm
- Wednesday, May 4 7am–6pm

For details, see [ARVO.org/Presenters](https://arvo.org/presenters).

ARVO Fellows

ARVO Fellows in the Class of 2022 may pick up their materials at the Fellows Lounge, Room 108 of the convention center, during Badge Printing hours. Ribbons for prior year Fellows will also be available.

Travel Grant Recipients

Pick up your Travel Grant packet which includes your name badge, ribbon and reimbursement form at the Information Desk in Lobby A of the convention center on Saturday. Packets will be available at ARVO Central during the rest of the meeting.

Need Gifts?
Visit ARVO Central,
Exhibit Hall



ARVO/Alcon Keynote Series

Opening Keynote

*History and biology of coronaviruses:
The story behind COVID-19*

Sunday, May 1, 10:30–11:45am | Four Seasons Ballroom 2/4



Susan Weiss, PhD

Vice-Chair and Professor,
Department of Microbiology
Perelman School of Medicine
University of Pennsylvania

Closing Keynote

*Accelerating ophthalmic discovery and tech-
nology translation through team science*

Wednesday, May 4, 5:30–6:15pm | Four Seasons Ballroom 2/4



Cynthia A. Toth, MD

Joseph A.C. Wadsworth
Distinguished Professor of
Ophthalmology and
Biomedical Engineering
Duke University Medical Center



Joseph A. Izatt, PhD

Michael J. Fitzpatrick Distinguished
Professor of Engineering and
Professor of Ophthalmology
Edmund T. Pratt School of
Engineering
Duke University

The ARVO/Alcon Keynote Series is sponsored by the ARVO Foundation through a generous grant from Alcon Laboratories.

ARVO Distinguished Service Awards


Distinguished Service Award recipients will be recognized at the General Business Meeting, virtually, on Thursday, May 12, 9–9:45am EDT.



Justine R. Smith, FRANZCO, PhD, FARVO
Flinders University
Adelaide, NSW, Australia
Executive Vice President, 2017-2022



Stephen C. Pflugfelder, MD, FARVO
Baylor College of Medicine
Houston, Texas
Immediate Past President
Trustee, CO Section, 2016-2022



Maureen A. McCall, PhD, FARVO
University of Louisville
Louisville, KY
Vice President, 2021-2022
Trustee, VN Section, 2017-2022

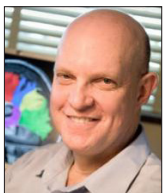


T. Michael Redmond, PhD, FARVO
National Eye Institute, NIH
Bethesda, MD
Vice President, 2021-2022
Trustee, BI Section, 2017-2022

2022 Annual Meeting Survey

We want to hear from you! Following the Annual Meeting, all attendees will receive a link to the Annual Meeting Survey. Please take a few minutes to respond and send us your thoughts about how ARVO can continue to improve the Annual Meeting. We appreciate your attendance and look forward to receiving your comments.

Proctor Award and Lecture



Brian Wandell, PhD

Monday, May 2, 8–8:45am
Four Seasons Ballroom 2/4

*Cortical circuitry for vision
and reading*

Brian Wandell, PhD
Stanford University
Palo Alto, Calif.

Mildred Weisenfeld Award and Lecture




Janey Wiggs, MD,
PhD, FARVO

Monday, May 2, 8:45–9:30am
Four Seasons Ballroom 2/4

*Glaucoma Genetics: Gene
discovery, disease risk and
therapeutic opportunities*

Janey Wiggs, MD, PhD, FARVO
Harvard Medical School/Harvard
Department of Ophthalmology
Boston, Mass.

Friedenwald Award and Lecture



Rachel Wong, PhD

Wednesday, May 4, 8–8:45am
Four Seasons Ballroom 2/4

*Circuit assembly and reassembly
in the vertebrate retina*

Rachel Wong, PhD
University of Washington
Seattle, Wash.

Cogan Award and Lecture



Daniel
Kerschensteiner, MD

Wednesday, May 4, 8:45–9:30am
Four Seasons Ballroom 2/4

*Retinal computations in mice
and humans*

Daniel Kerschensteiner, MD
Washington University School of
Medicine in St. Louis
St. Louis, Mo.

Joanne G. Angle Award



Linda Hazlett, PhD,
FARVO

The Joanne G. Angle Award is the highest service honor to a volunteer professional bestowed by ARVO. This year the award is being presented to Linda Hazlett, PhD, FARVO.

Linda Hazlett is vice dean for Research and Graduate Programs at the Wayne State University School of Medicine, Grosse Point Park, Mich. She is also the Robert S. Jampel endowed chair in Ophthalmology and distinguished professor and vice chair of the Department of Ophthalmology, Visual and Anatomical Sciences. Hazlett's major research interests are ocular infection and pathogenesis, inflammation, and innate immunity. She has authored 200 peer reviewed papers, 22 book chapters and holds two provisional patents for treatment of bacterial keratitis.

Hazlett has been on the IOVS editorial board as well as serving on several ARVO committees, including the ARVO Foundation Awards Committee, the Advocacy and Outreach Committee, the ARVO Publications Committee, the Annual Meeting Program Committee, the Women and Minorities Committee and the WEAVR Leadership Committee.

Hazlett will be recognized at the virtual General Business Meeting on Thursday, May 12, 9–9:45am EDT.

Need Flair?

Collect six
Eye Venture buttons
for for a chance
to win free
registration
to ARVO 2023



High Altitude Tips

Denver is exactly one mile high. In fact, there is a step on the State Capitol Building that is exactly 5,280 feet above sea level — one mile high. In Denver's rarified air, golf balls go 10 percent farther, alcoholic drinks pack more of a wallop and water boils at 202 degrees F (94.4 C). The sun feels warmer because you're closer to it, so sunscreen is a must.

Drink water — Drinking plenty of water is the number one way to help your body adjust easily to the higher altitude. The low humidity in Colorado keeps the air dry, so you need about twice as much water here as you would drink at home. It is also recommended that you go easy on the alcohol and reduce the intensity of your exercise routine.

Eat foods high in potassium — Foods such as broccoli, bananas, avocado, cantaloupe, celery, greens, bran, chocolate, granola, dates, dried fruit, potatoes and tomatoes will help you replenish electrolytes by balancing salt intake.

What to bring — Denver receives over 300 days of sunshine each year (more than San Diego or Miami). Bring sunglasses, sunscreen and lip balm.

Weather — Because Denver is closer to the sun, it can feel much warmer than the actual temperature during the daytime, but then become very chilly after sundown, particularly in the spring and fall. It is best to layer your clothing.

Enjoy yourself! Don't let anything you hear about the mile-high altitude scare you. The air is just thinner and drier. In fact, many people with respiratory problems move to Denver for the benefits of the dry air.

ARVO

2022

May 1 – 4 | Denver

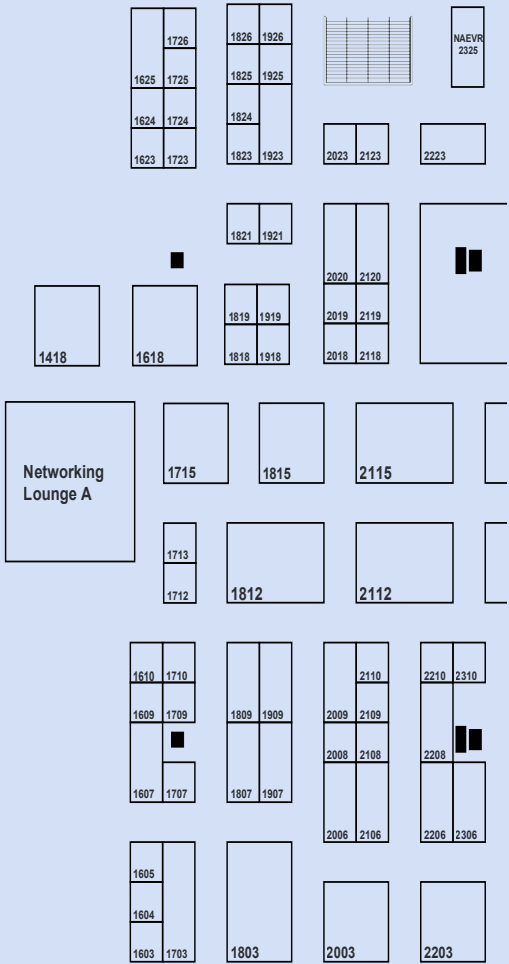
May 11–12 | Virtual

Exhibit Hall Hours

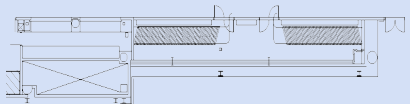
Sunday, May 1	8:30am–5pm
Monday, May 2	8:30am–5pm
Tuesday, May 3	8:30am–5pm
Wednesday, May 4	8:30am–5pm

The Association for Research in Vision and Ophthalmology gratefully acknowledges the support of exhibiting companies and Annual Meeting supporters.

Poster Hall A



← Meeting Suites and Sales Office



2426	2526	2626	2726	2826	2926	3026	3126
2425	2525	2625	2725	2825	2925	3025	3125
2424	2524	2624	2724	2824	2924		3124
2423	2523	2623	2723	2823	2923	3023	3123

ARVO Central

	2921		
	■		
		3020	
			3119
2818	2918	3018	3118

Poster Hall F

2415	2616				
	2615	2715	2815	3015	
	2614	2714			
2412	2613		2813		
	2612	2712	2812	2912	3012

2409	2509	2609	2709	2809	2909	3010		3310	
2408	2508	2608		■		3109			
		2607	2707	2807	2907	3008		3209	3309
						3007	3107	3208	3308
								3207	3307

2403	2603	2803	Exhibitor Presentations
------	------	------	-------------------------



Entrance

A

Absorption Systems.....	1623
Aero Pump GmbH.....	3123
AGTC (Applied Genetic Technologies Corporation).....	2108
AIS Healthcare Ophthalmics	1713
Alcon Vision, LLC	1803
Alimera Sciences.....	3025
Allergan, an Abbvie Company — Medical Affairs.....	2509
Allergan, an Abbvie Company	2403
Altasciences.....	2709
Apellis Pharmaceuticals	3307
Aptar Pharma.....	2106
Association for Ocular Pharmacology and Therapeutics	1724
Aurora Surgical.....	1605

B

Biomere	3119
Blueprint Genetics.....	1924
BrightFocus Foundation.....	2607

C

C. Light Technologies, Inc.	2424
Cambridge Research Systems.....	1919
Casey Reading Center	1725
Castle Biosciences, Inc.	2624
Celanese.....	3309
Cellbox Solutions	2425
Celularity, Inc.	3113
Charles River	2715
Clinical Edge, Inc.	2408
Corza/Katena.....	2110
Cylite.....	2018

D

Diagnosys, LLC.....	2609
Doheny Eye Institute (DIRC).....	2924
Dompé Medical Affairs	2415

E

Elsevier, Inc.	1821
Emmes.....	1807
Encompass Pharmaceutical Services, Inc.	1909
Epsilon.....	1707
Eversight	3118
Experimentica, Ltd.	1703
Exsera BioLabs.....	3207
Eye Pharma S.P.A.	2524

EyeCRO	2603
Eyenuk, Inc.	2020
EyePoint Pharmaceuticals.....	2623
F	
Fareva	3020
G	
Gene Tools, LLC	2826
Genentech, Inc.	MS2
Genentech, Inc.	2803
Genesis Drug Discovery & Development.....	2918
Geuder AG.....	1712
Glauconix Biosciences, Inc.	2508
Globe Biomedical	2426
H	
Heidelberg Engineering, Inc.	2412
Horizon Therapeutics	3023
I	
Icare-CenterVue	2909
Imagine Eyes.....	2707
iMatrix	3109
iMEDOS Health GmbH.....	3310
Intelon Optics, Inc.	2921
International Society for Eye Research	2119
Iris Pharma.....	2406
J	
JAMA Network.....	2813
Janssen Pharmaceuticals.....	1618
Jorvec Corp.....	1818
K	
Keeler Instruments	2206
Konan Medical USA, Inc.	2714
Kugler Publications	2614
L	
Labcorp Drug Development	1923
LENZ Therapeutics	1825
Lexitas Pharma Services, Inc.	3018
Lions Eye Institute for Transplant and Research.....	2710
Lions Gift of Sight	2723
Lions VisionGift	1918
LKC Technologies, Inc.....	1607
LumiThera, Inc.	1921

M

M&S Technologies	2118
Med Learning Group	1418
MedOne Surgical	2123
MedTech International Group	2109
Merit	1815
Metrovision.....	2210

N

Nanoscope Therapeutics	2824
National Eye Institute	2818
Nemera	3007
Newcells Biotech, Ltd.	3010
Nidek	3015
Novartis Pharmaceuticals.....	2003
Nu Eyne Co., Ltd.	1723

O

Oakwood Labs	3112
Ocular Instruments.....	2306
Oculus, Inc.	2613
OcuMetrics, Inc.	2608
OcuScience	2807
Ophthalmics, LLC.....	2725
Opthea Limited	1715
Optos, Inc.	2809
ORA, Inc.....	2115
Orbitree.....	1604
OSOD, LLC	2208
Oxurion.....	3125

P

Philophos, Inc.	1709
Phoenix MICRON	1907
Powered Research.....	1809
Precision Vision.....	2506
PriMed Non-human Primate Research Center of Sichuan PriMed Shines Bio-tech Co., Ltd.	2912
ProMed Pharma, LLC	1609
Promedica International.....	2310

R

Regeneron.....	1812, 2815, MS6
Remidio Innovative Solutions	2923
RetinAi Medical AG.....	3008
<i>Review of Ophthalmology</i>	2616
Roland Consult Stasche & Finger GmbH.....	2812

S

Santen.....	2203
Scope Health.....	1823
Sever Pharma Solutions	1925
Softcare Co., Ltd.	3124
Spark Therapeutics.....	2907
Spective, LLC.....	3209
Speedway Delhi	2023
Spherix Global Insights	3013
Spring Vision, Ltd.	2823
StageBio	2223
Striatech	2523
Syneos Health.....	3107

T

Thea Pharma, Inc.	2008
Theia Imaging, LLC.....	2525
TissueVision	1819
Topcon Healthcare.....	2612
Topcon Healthcare.....	MS3
Translational Imaging Innovations.....	1710
Trial Runners, LLC	2006
Tsubota Laboratory, Inc.	2724

U

Unither Pharmaceuticals	2019
University Hospitals Eye Image Analysis Reading Center	MS1
University of Nebraska Medical Center	2423

V

Vasoptic Medical, Inc,	2625
Vestrum Health	3026
Vial	1824
Viewpoint Behavior Technology	1603
Virscio, Inc.	2712
Vision Share.....	2926
VO-CRO	2120
Volk Optical, Inc.	2409
Voxeleron, LLC.....	2009

W

Weave	3012
World Glaucoma Association.....	1610
WuXi AppTec – Laboratory Testing Division.....	3208

Z

Zeiss Meditec.....	2112
Zilia	2615

A

Absorption Systems..... 1623

Contact: Kelly Merroth
436 Creamery Way, #600
Exton, PA 19341
Tel: 610-280-7300; Email: contact@absorption.com
Website: absorption.com

Absorption Systems is a Nonclinical CRO developing innovative services and solutions for the pharmaceutical, biotech, medical device and regenerative medicine industry. With over 80 years of combined experience in ocular research our team is dedicated to optimizing ocular models focused on improving outcomes. Our models include in vivo & ex vivo options for implants, small & large molecules, specialized tissue-based ADME models, disease models and more. Learn more: www.absorption.com/ocular

Aero Pump GmbH..... 3123

Contact: Rouven Kraus
Dr.-Ruben-Rausing-Str. 5
Hochheim am Main, 65239
Germany
Tel: +49 6146603-115; Email: rouven.kraus@aeropump.de
Website: aeropump.de

AERO PUMP GmbH is a leading manufacturer of high precision application systems for the pharmaceutical and healthcare industry with a state-of-the-art production facility. Our sophisticated Ophthalmic Multidose System is widely established in the OTC and prescription drugs market. Its modular design allows a maximum level of flexibility to meet the individual requirements of our customers.

AGTC (Applied Genetic Technologies Corporation)..... 2108

Contact: Stephen Potter
14193 NW 119th Terrace, Suite 10
Alachua, FL 32615
Tel: 386-462-2204; Email: spotter@agtc.com
Website: agtc.com

AGTC is a clinical-stage biotechnology company that uses its proprietary gene therapy platform to develop products designed to transform the lives of patients with severe diseases. AGTC's lead product candidates are designed to treat inherited orphan diseases of the eye, caused by single genes mutations, that significantly affect visual function.

AIS Healthcare Ophthalmics 1713

Contact: Nancy Thrush
18451 Dallas Pkwy., Suite 125
Dallas, TX 75287
Tel: 410-967-6441; Email: nthrush@aiscaregroup.com
Website: aiscaregroup.com

AIS Healthcare Ophthalmics is dedicated to giving patients and providers nationwide more of what they need to thrive. From our easy and affordable serum tears (NovoTears®) to our customized surgical combination drops (OPDrops®), we offer a wide range of critical, custom ophthalmic formulations compounded in state-of-the-art facilities and with processes that exceed industry standards.

Alcon Vision, LLC 1803

Contact: Sarah Bittle
 6201 South Freeway, TC-425-3
 Fort Worth, TX 76134
 Tel: 817-363-1017; Email: sarah.bittle@alcon.com
 Website: alcon.com

Alcon helps people see brilliantly. As the global leader in eye care, we offer the broadest portfolio of Surgical and Vision Care products to enhance sight and improve lives. We serve more than 260 million people in over 140 countries living with conditions like cataracts, glaucoma, retinal diseases and refractive errors. Our 20,000 associates enhance quality of life through innovative products, partnerships and programs that advance access to quality eye care. Learn more at www.alcon.com.

Alimera Sciences 3025

Contact: Claudia Del Cid
 6310 Town Square, Suite 400
 ALPHARETTA, GA 30005-8809
 Tel: 678-527-1758; Email: claudia.delcid@alimerasciences.com
 Website: alimerasciences.com

Alimera Sciences is a global pharmaceutical company whose mission is to be invaluable to patients, physicians and partners concerned with retinal health and maintaining better vision longer. They manufacture ILUVIEN® (fluocinolone acetonide intravitreal implant) 0.19mg. with CONTINUOUS MICRODOSING technology to reduce the recurrence of disease and enabling patients to maintain vision longer with fewer injections.

Allergan, an Abbvie Company – Medical Affairs 2509

Contact: Mary Mikels
 2525 Dupont Dr.
 Irvine, CA 92612
 Tel: 714-246-4500; Email: mikels_mary@allergan.com
 Website: allergan.com

Allergan plc (NYSE: AGN), is a bold, global pharmaceutical company focused on developing, manufacturing and commercializing branded pharmaceuticals, devices and biologic products for patients around the world. For more information, visit Allergan’s website at www.Allergan.com.

Allergan, an Abbvie Company 2403

Contact: Mary Mikels
 2525 Dupont Dr.
 Irvine, CA 92612
 Tel: 714-246-4500; Email: mary.mikels@abbvie.com
 Website: abbvie.com

AbbVie’s mission is to discover and deliver innovative medicines that solve serious health issues today and address the medical challenges of tomorrow. We strive to have a remarkable impact on people’s lives across several key therapeutic areas: immunology, oncology, neuroscience, eye care, virology, women’s health and gastroenterology, in addition to products and services across its Allergan Aesthetics portfolio.

Exhibitor Descriptions

Altasciences..... 2709

Contact: Sophie Dubois
575 Armand-Frappier Blvd.
Laval, QC H7V 4B3
Canada
Tel: 450-973-6077; Email: sdubois@altasciences.com
Website: altasciences.com/

Altasciences is a drug development solution company offering a flexible approach to preclinical and clinical pharmacology studies, including formulation, manufacturing and analytical services. Altasciences' integrated, full-service solutions include preclinical safety testing, clinical pharmacology and proof of concept, bioanalysis, program management, medical writing, biostatistics, and data management.

Apellis Pharmaceuticals 3307

Contact: Apellis Medical Affairs
100 5th Ave.
Waltham, MA 02451
Tel: 617-977-5700; Email: medinfo@apellis.com

Apellis Pharmaceuticals, Inc., is a global biopharmaceutical company that is committed to leveraging courageous science, creativity, and compassion to deliver life-changing therapies. Leaders in Complement, at the forefront of targeted C3 therapies, we aim to develop transformative therapies for a broad range of debilitating diseases that are driven by uncontrolled or excessive activation of the complement cascade, including those within hematology, ophthalmology, nephrology, and neurology.

Aptar Pharma 2106

Contact: Heidi McGloin
250 North Route 303
Congers, NY 10920
Tel: 845-639-3700; Email: heidi.mcgloin@aptar.com
Website: aptar.com

Aptar Pharma with its innovative portfolio of eye care solutions is the go-to platform for ophthalmic drug delivery, offering microbiological safety for prescription and over-the-counter products. The Ophthalmic Squeeze Dispenser, with 300+ global market references, is the only U.S. FDA-reviewed technology for multidose, preservative-free systems in eye care. Aptar Pharma's range of value-added services can help derisk and accelerate your eye care product development, for faster market launch.

Association for Ocular Pharmacology and Therapeutics 1724

Contact: Dr. Cheryl L Rowe-Rendleman
4819 Emperor Blvd., Suite 400
Durham, NC 27703
Tel: 925-872-0691; Email: crendleman@omarconsultants.com
Website: aopt.org

The XVI Biennial meeting of AOPT will be hosted by He Medical University in Shenyang China in August 2023. The AOPT Scientific Meeting is an international conference focused on bringing together clinicians, academics, students, and industry professionals in the eye research and drug development fields. The meeting will be hybrid so that you can choose whether to attend online or in person. Grants for qualified students/young investigators are available for this meeting.

Aurora Surgical, LLC 1605

Contact: Lena Jonsson
 780 94TH Ave., North, Suite 108
 St Petersburg, FL 33702
 Tel: 727-821-3303; Email: ljonsson@aurorasurgical.com
 Website: aurorasurgical.com
 Aurora Surgical offers QUALITY INSTRUMENTS AT AFFORDABLE PRICES!
 Products include Titanium and Stainless Steel Instruments such as Scissors,
 Forceps, Scleral Depressors, Mouse Speculums, Knives and much more!
 Aurora Surgical is a one stop shop for all of your hand held ophthalmic surgical
 instruments needs. Please stop by to see how much you can save!

B

Biomere 3119

Contact: Deborah Curry
 57 Union St.
 Worcester, MA 01608
 Tel: 781-572-9069; Email: dcurry@biomere.com
 Website: biomere.com

Biomere & JOINN Laboratories form a global contract research organization (CRO) with vivariums on the east and west coasts, as well as multiple (4) locations in China (JOINN). We specialize in solving unique challenges with unique solutions. Our globality, complete portfolio of ocular CRO services and personal approach accelerate research timelines. With ample model availability and expedient start times, we are ideally suited to support our clients' global ocular research needs.

Blueprint Genetics 1924

Contact: Mandy Widen
 2505 3rd Ave., Suite 204
 Seattle, WA 98121
 Tel: 520-991-7205; Email: mandy.widen@blueprintgenetics.com
 Website: blueprintgenetics.com

Blueprint Genetics is a company for clinicians, by clinicians. We offer panels in 14 medical specialties, mitochondrial DNA testing and whole exome sequencing. Our comprehensive testing utilizes high-resolution NGS-based CNV detection that covers ~2,000 clinically relevant noncoding variants. At Blueprint Genetics, we have an interpretation team that goes the extra mile to provide thorough variant interpretation and comprehensive clinical report for you and your patient.

BrightFocus Foundation 2607

Contact: Kara Summers
 22512 Gateway Center Dr.
 Clarksburg, MD 20871
 Tel: 301-948-3244; Email: ksummers@brightfocus.org
 Website: brightfocus.org

BrightFocus Foundation is a donor-supported charity that funds research seeking cures for age-related macular degeneration, glaucoma, and Alzheimer's disease and provides the public with information about risk factors, preventative lifestyles, available treatments and coping strategies. Since inception, BrightFocus has committed more than \$250 million in support of its research aims. For more information, visit www.brightfocus.org.

C

C. Light Technologies, Inc. 2424

Contact: Christy Sheehy
84 High St., Suite 303
Medford, MA 02155
Tel: 518-339-2895; Email: christy@clighttechnologies.com
Website: clighttechnologies.com

We are an AI biotechnology company that has developed novel and patented retinal eye-tracking technology to assess neurological health via our vessel, the Retitrack™.

Cambridge Research Systems 1919

Contact: Dr Caterina (Katia) Ripamonti
80 Riverside Estate
Sir Thomas Longley Rd.
Rochester, Kent ME2 4BH
U.K.
Tel: 01634 720707; Email: c.ripamonti@crsltd.com
Website: crsltd.com

Product Launch - MCVS: 5 channel pattern generator isolates cones, rods and melanopsin ipRGC. Control pattern complexity, chromatic resolution, number of channels, temporal precision, palette, and radiance. Metropsis: Precise psychophysical assessment of visual function. Tests for measuring contrast sensitivity and colour vision in individuals of all ages with normal or defective vision. Sensitive enough to monitor the progression or remission of disease quantitatively over time.

Casey Reading Center 1725

Contact: Leslie Lesner
515 SW Campus Dr.
Portland, OR 97034
Tel: 503-494-7917; Email: lesner@ohsu.edu
Website: ohsu.edu/casey-eye-institute

The Casey Reading Center is a team of physicians, scientists and staff at OHSU Casey Eye Institute who are focused on partnering with sponsors to ensure that the highest level of quality and insight is derived from clinical trials.

Castle Biosciences, Inc. 2624

Contact: Madonna McDonald
505 S. Friendswood Dr., Suite 401
Friendswood, TX 77546
Tel: 866-788-9007; Email: mmcDonald@castlebiosciences.com
Website: castlebiosciences.com

Castle Biosciences is a molecular diagnostics company committed to improving cancer treatment decisions. The DecisionDx-UM gene expression profile test enables accurate staging of five-year metastatic risk in uveal melanoma by identifying aggressive tumor biology. The test has been validated in multiple prospective and retrospective studies and is standard of care in the majority of ocular oncology practices. More information can be found at www.MyUvealMelanoma.com.

Celanese..... 3309

Contact: Brian Duke
222 W. Las Colinas Blvd., Ste 900N
Irving, TX 75039
Tel: 214-632-9186; Email: brian.duke@celanese.com
Website: healthcare.celanese.com/

VitalDose® EVA provides controlled drug release through implants and inserts. Compared to traditional dose forms, the VitalDose® platform reduces treatment burden, addresses patient adherence issues, and improves bioavailability. We partner with you to enable innovative drug delivery of small molecules, biologics, and RNA within your desired release profile. With decades of experience in medical and pharmaceutical applications, we seek to improve product development and elevate patient care.

Cellbox Solutions 2425

Contact: Pirmin Fuchs
Englische Planke 8
Hamburg, 20459
Germany
Tel: 40226316461; Email: contact@cellbox-solutions.com
Website: cellbox-solutions.com

THE NEW GENERATION FOR LIVE CELL SHIPMENTS Our flagship product, the Cellbox portable CO2 incubator, offers the unique opportunity to incubate and cultivate cells during transport - saving time & effort - while maintaining cell viability and improving the outcome of downstream applications and assays. Whether the transport is by air, sea, road or rail, the Cellbox is the perfect transport solution. With Us, What You Ship is What You Get! Visit us on booth 2425!

Celularity, Inc. 3113

Contact: Joanne Yingling
170 Park Ave.
Florham Park, NJ 07932
Tel: 844-963-2273; Email: customerservice@celularity.com
Website: celularity.com

Celularity, Inc., is a biotechnology company that produces cells and tissues derived from the postpartum placenta. Its portfolio of products supports the body's ability to regenerate tissue and includes Biovance® 3L Ocular Human Amniotic Membrane Allograft

Charles River 2715

Contact: Kerri Keane
251 Ballardvale St.
Wilmington, MA 01887-1000
Tel: 774-329-1679; Email: kerri.keane@crl.com
Website: criver.com

Charles River offers an integrated approach to ophthalmology research to guide new drugs from bench to market. Compounds or implantable devices intended for ocular treatment can be assessed for efficacy and safety. Ocular effects of compounds targeted to non-ocular conditions can also be characterized. GLP studies either as stand-alone studies or as part of general and specialty toxicology programs as well as Non-GLP pilot or proof-of-concept studies can also be conducted.

Clinical Edge, Inc. 2408

Contact: Lisa Laskowski
 11414 West Park Place, Suite 202
 Milwaukee, WI 53224
 Tel: 773-218-6449; Email: llaskowski@clinicaledgeinc.net
 Website: clinicaledgeinc.com

Clinical Edge provides certification for clinical trials in all areas of visual function including: BCVA, low luminance, reading tests, and IOP. This certification aides in assuring a high level of quality and consistency in your clinical trial. Clinical Edge Certifiers are licensed Optometrists/Ophthalmologists, with added experience in serving patients with low-vision. Our team has an unparalleled level of expertise and experience in the industry. We look forward to future collaborations.

Corza/Katena..... 2110

Contact: Jessica Raab
 6 Campus Dr., Suite 310
 Parsippany, NJ 07054
 Tel: 973-989-1600; Email: info@katena.com
 Website: katena.com

Corza Medical acquired Katena Products, Inc., in 2021. The combined company is an innovation-driven, medical technology company serving the eye care community. Founded to be a premier provider of ophthalmic instruments for surgical and in-office applications, Corza has maintained its quality standards while expanding its product portfolio to include biologics, diagnostic lenses, punctum plugs, and devices across cataract, glaucoma, and corneal surgery.

Cylite..... 2018

Contact: Kylee Hall
 7 / 45 Normanby Rd.
 Notting Hill, VIC 3168
 Australia
 Tel: 61423575505; Email: kylee.hall@cyliteoptics.com
 Website: cyliteoptics.com

Cylite Pty, Ltd., is an Australian-based company developing the next generation of diagnostic OCT systems for Ophthalmology and Optometry. Cylite's Hyperparallel OCT (HP-OCT®), has been engineered to give industry leading A-scan speeds, overcoming the eye-motion limitations of previous generations of OCTs. Our vision is to provide whole eye diagnostics, superior imaging quality, and accurate analytics to enable clinicians to make more informed decisions for better patient outcomes.

D

Diagnosys, LLC..... 2609

Contact: Agatha Gornisiewicz
 55 Technology Dr., Suite 100
 Lowell, MA 01851
 Tel: 978-458-1600; Email: agatha@diagnosysllc.com
 Website: diagnosysllc.com

Celeris™ high-throughput ERG and VEP solutions for rodent and small animal models that examine the entire visual system. Now offering C-wave and Multifocal ERG. We offer clinical ERG, VEP, and Psychophysical testing including Full-Field Scotopic Threshold (FST) and Dark Adaptometry (DA). Building upon our years of experience working with clinical trials, we have expanded our services to support all phases of clinical trials including setup, training, and quality interpretation of test data.

Doheny Eye Institute (DIRC)..... 2924

Contact: Cecilia Zamudio
 150 N. Orange Grove
 Pasadena, CA 91103
 Tel: 323-342-7124; Email: cczamudio@doheny.org
 Website: doheny.org

Doheny Eye Institute, affiliated with UCLA Stein Eye Institute, is a global leader in vision research. Our physician-scientists lead the quest to improve vision—from precise diagnostic and analytic capacities of optical coherence tomography to history-making gene therapy that treats Leber’s hereditary optic neuropathy, to new methodologies for tracking aqueous fluid outflow in patients with glaucoma, and much, much more. Visit our booth to learn about our research programs and meet the team.

Dompé Medical Affairs..... 2415

Contact: Bianca Baker
 181 2nd Ave., Suite 600
 San Mateo, CA 94401
 Tel: 833-366-7387; Email: usmedinfo@dompe.com
 Website: dompe.com

Dompé is an Italian biopharmaceutical company based in Milan with US HQ in the San Francisco and R&D office in Boston, MA. It has a 100+ year legacy of medical innovation and is committed to addressing unmet medical need in ophthalmology, oncology and Type 1 diabetes. Dompé’s commitment to ophthalmology includes the first topical biologic FDA approved for an ophthalmic indication and continued exploration of new indications. Join us live at the Dompé Medical Affairs, Booth #2415.

E

Elsevier, Inc. 1821

Contact: Melanie Spain
 1600 JFK Blvd., Suite 1600
 Philadelphia, PA 19103
 Tel: 215-239-3900; Email: m.spain@elsevier.com
 Website: us.elsevierhealth.com

Elsevier is a world-leading provider of information solutions that enhance the performance of science, health, and technology professionals, empowering them to make better decisions, and deliver better care.

Emmes..... 1807

Contact: Nilay Shah
 401 North Washington St., Suite 700
 Rockville, MD 20850
 Tel: 301-251-1161; Email: nshah@emmes.com
 Website: emmes.com

Emmes collaborates with clients to produce valued, trusted scientific research. We are passionate about making a difference in the quality of human health, and have supported more than a thousand studies across a diverse range of diseases since our formation in 1977.

Exhibitor Descriptions

Encompass Pharmaceutical Services, Inc. 1909

Contact: Rick Coulon

150 Technology Pkwy., NW

Norcross, GA 30092

Tel: 770-248-4501-260; Email: rick.coulon@encompass-pharma.com

Website: encompass-pharma.com

We offer a full range of ophthalmic drug development and formulation services from pre-formulation through manufacturing scale-up including: -Preclinical Support -Consulting -Drug Formulation -Drug Delivery -Analytical Support -Manufacturing Process Development -Clinical Supplies Manufacturing We have proprietary in-vitro models & drug delivery technologies to assist our clients in the efficient evaluation, & selection formulations. Our PROLOC delivery technology offers a 8 hour drug release profile.

Epsilon..... 1707

Contact: Mohammed Ibrahim

13851 Roswell Ave., Suite i

Chino, CA 91710

Tel: 909-984-4614; Email: msonija@hotmail.com

Website: epsilonusa.com

Epsilon USA is a custom manufacturer of hand held surgical instruments and aluminum surgical trays. Innovation is our specialty. New instrument designs and ideas are welcomed. Thank You.

Eversight 3118

Contact: Onkar Sawant, PhD

6700 Euclid Ave., Suite 101

Cleveland, OH 44103

Tel: 979-204-0987; Email: osawant@eversightvision.org

Website: eversightvision.org

Eversight is a global organization that restores sight and prevents blindness through the healing power of donation, transplantation and research. We accelerate vision research by providing human ocular tissues for research and in-house ophthalmic R&D services. We provide 3,000+ ocular research tissues annually and work with industry and academic partners to conduct critical R&D projects. Eversight operates in Connecticut, Illinois, Michigan, New Jersey, Ohio and South Korea, serving the world.

Experimentica, Ltd. 1703

Contact: Giedrius Kalesnykas

Microkatu 1

P.O. Box 1188

Kuopio

Finland

Tel: -8122; Email: info@experimentica.com

Website: experimentica.com

We are a global contract research organization developing and offering novel preclinical ocular models and services to sponsors from Pharma, Biotech, and Academia. Our laboratory sites are located in Finland, Lithuania, and the United States, with a support office in France. This enables our team of interdisciplinary scientists to understand and support local and international companies fully.

Exsera BioLabs..... 3207

Contact: Julie Misayvanh
 1775 Aurora Court Mail Stop B115
 Aurora, CO 80045
 Tel: 303-724-6602; Email: Julie.Misayvanh@cuanschutz.edu

While we may be a new lab, we are not new to the field of complement, immune complex or anaphylactoid testing. Our Director has written hundreds of Principal Investigator reports and has overseen many more studies. Combine that with a team with decades of experience in complement testing, and Exsera BioLabs has the experience to understand your unique issues or complex results. We have a commitment to providing quality and timely results with the insight and expertise that makes a difference.

Eye Pharma S.P.A. 2524

Contact: Elena Meloni
 Via Borghero 9
 Genova, 16148
 Italy
 Tel: +1 786-218-7339; Email: elena.meloni@eyepharma.com

Thanks to advance technology and research we develop products and formulas from natural extracts. Our products are clinically studied and tested. We collaborate with several of the most important international research centers to create products that improve patients quality of life. Our objective is to slow down diseases progression with the correct intake of food supplements. Health and well-being are the cornerstones of the company's commitment.

EyeCRO 2603

Contact: Rafal Farjo
 5301 N. Beverly Dr.
 Oklahoma City, OK 73105
 Tel: 405-604-8954; Email: rfarjo@eyecro.com
 Website: eyecro.com

Our team has decades of experience utilizing ophthalmic animal models for drug development. We specialize in preclinical ophthalmic studies of pharmacology/efficacy, PK/tox, and eyedrop formulation development. Efficacy models include dry eye, optic nerve crush, allergic conjunctivitis, corneal NV, laser-induced CNV, STZ-induced diabetes, ischemia/reperfusion, inherited retinal degenerations, quantification of A2E/retinoids, light-induced retinal degeneration, OIR, and autoimmune uveitis.

Eyenuk, Inc. 2020

Contact: Claude Greer
 5850 Canoga Ave., Suite 250
 Woodland Hills, CA 91367
 Tel: 818-835-3585; Email: claude.greer@eyenuk.com
 Website: eyenuk.com

Eyenuk Inc., is a global artificial intelligence (AI) medical technology company and the leader in real-world AI Eye Screening™ for autonomous disease detection and AI Predictive Biomarkers™ for risk assessment and disease surveillance. Eyenuk is on a mission to screen every eye in the world to ensure timely diagnosis of life- and vision-threatening diseases, including diabetic retinopathy, glaucoma, age-related macular degeneration, stroke risk, cardiovascular risk, and Alzheimer's disease.

Exhibitor Descriptions

EyePoint Pharmaceuticals..... 2623

Contact: Teresa Asbury
480 Pleasant St., Suite A210
Watertown, MA 02472
Tel: 609-314-3709; Email: tasbury@eyepointpharma.com
Website: eyepointpharma.com

EyePoint Pharmaceuticals, Inc., is a pharmaceutical company committed to developing and commercializing innovative therapeutics to help improve the lives of patients with serious eye disorders.

F

Fareva 3020

Contact: Robert Klehr
24 West 57th St., Suite 505
New York, NY 10019
Tel: 908-813-8595; Email: bklehr.usa@fareva.com
Website: fareva.com/pharmaceuticalindustry.html

Fareva is a privately held, global CDMO developing and manufacturing OTC, prescription and cosmetic products. Fareva can develop and manufacture Ophthalmic products in conventional/preservative free bottles, blow, fill and seal (BFS) containers, and ophthalmic ointments and gels in tubes. To support our clients, our 40 sites are strategically located in the United States and Europe. We also produce injectable, tablets/capsules, creams, gels, oral liquids/suspensions, and food supplements.

G

Gene Tools, LLC 2826

Contact: Zhengfeng Li
1001 Summerton Way
Philomath, OR 97370
Tel: 541-929-7840-1011; Email: zli@gene-tools.com
Website: gene-tools.com

Gene Tools manufactures Morpholino oligos for blocking translation, modifying splicing or inhibiting miRNA activity. Morpholinos are used in cell cultures, embryos or, as Vivo-Morpholinos, in adult animals. Morpholinos are effective, specific, stable and non-toxic. Backed by Ph.D.-level customer support, Gene Tools designs and synthesizes Morpholinos and offers cytosolic delivery options.

Genentech, Inc. MS2

Contact: Sue Garcia
1 DNA Way
South San Francisco, CA 94080
Tel: 650-255-1000; Email: sgarcia@gene.com
Website: gene.com

Considered the founder of the industry, Genentech, now a member of the Roche Group, has been delivering on the promise of biotechnology for over 40 years. Genentech is researching and developing new treatments for people living with a range of eye diseases that cause significant visual impairment and blindness, including wet age-related macular degeneration (AMD), diabetic macular edema (DME), diabetic retinopathy (DR), geographic atrophy (GA), and other retinal diseases.

Genentech, Inc. 2803

Contact: Sue Garcia
 1 DNA Way
 South San Francisco, CA 94080
 Tel: 650-255-1000; Email: sgarcia@gene.com
 Website: gene.com

Considered the founder of the industry, Genentech, now a member of the Roche Group, has been delivering on the promise of biotechnology for over 40 years. Genentech is researching and developing new treatments for people living with a range of eye diseases that cause significant visual impairment and blindness, including wet age-related macular degeneration (AMD), diabetic macular edema (DME), diabetic retinopathy (DR), geographic atrophy (GA), and other retinal diseases.

Genesis Drug Discovery & Development..... 2918

Contact: Stephanie Thompson
 6710 Quality Way
 Portage, MI 49002
 Tel: 269-492-3872; Email: Sthompson@mdlab.com
 Website: pharmoptima.com

PharmOptima™ is a member of Genesis Drug Discovery and Development (GD3), a preclinical CRO offering a comprehensive portfolio of services for drug discovery and development. PharmOptima specializes in ADME and ocular models by using bioanalytical tandem mass spectrometry (MS/MS) method development, validation, sample analysis, and custom in vivo research models. We have expertise in micro-dissection of ocular tissues and development of cell lines for HTS and target validation.

Geuder AG..... 1712

Contact: Michaela Weis
 Hertzstr. 4
 Heidelberg, Baden-Wuerttemberg 69126
 Germany
 Tel: 49-6221-306-6; Email: mweis@geuder.de
 Website: geuder.com

The Geuder Group represents innovation and research. Modern procedures cannot be performed without precise instruments, innovative systems, highly effective and well tolerated vitreoretinal fluids and vitreous substitutes. By providing such products, the Geuder Group aims to contribute to the success and ongoing development of the procedures in anterior and posterior eye segment surgeries.

Glauconix Biosciences, Inc. 2508

Contact: George Torrejon
 257 Fuller Rd.
 Albany, NY 12203
 Tel: 631-487-5553; Email: Gtorrejon@glauconix-biosciences.com
 Website: glauconix-biosciences.com

Glauconix Biosciences novel tissue models and proprietary physiologic testing platforms have been used from discovery through clinical efforts. We have validated models for glaucoma (human trabecular meshwork, Schlemm's canal and trabecular outflow tract) and a recently released 3D retinal vasculature model for DR/DME that recapitulates the retina microvasculature that incorporates human retinal pericyte cells.

Exhibitor Descriptions

Globe Biomedical 2426

Contact: Joshua Park
5225 Canyon Crest Dr., Suite #360
Riverside, CA 92507
Tel: 951-312-1800; Email: admin@globebiomedical.com
Website: globebiomedical.com

We are developing the world's first wearable ocular surface monitor. Our stylish eyeglass frames conceal a custom microimaging system that tracks ocular surface imagery with minimal effort from the user. The imagery allows our novel AI-based algorithms to track progression associated with glaucoma, dry eye, inflammation, surgical wound healing, and eye strain. We are excited to share introduce our technology to the ARVO community and share ways everyone can get involved.

H

Heidelberg Engineering, Inc. 2412

Contact: Deanne Redick
10 Forge Pkwy.
Franklin, MA 02038
Tel: 508-530-7847; Email: deanne.redick@heidelbergengineering.com
Website: heidelbergengineering.com

Heidelberg Engineering continuously optimizes imaging and healthcare IT technologies to provide ophthalmic diagnostic solutions that empower clinicians to improve patient care. From its inception in 1990, the company has collaborated with scientists, clinicians and industry to develop innovative products that deliver clinically relevant benefits. Uncompromising quality and education play a large part in fostering the diagnostic confidence that has become synonymous with the global brand.

Horizon Therapeutics 3023

Contact: Taylor Lindenmuth
1 Horizon Way
Deerfield, IL 60015
Tel: 224-383-3000; Email: lindenmuth@porettaorr.com

Horizon is focused on researching, developing and commercializing medicines that address critical needs for people impacted by rare and rheumatic diseases. Our pipeline is purposeful: we apply scientific expertise and courage to bring clinically meaningful therapies to patients. We believe science and compassion must work together to transform lives.

I

Icare-CenterVue 2909

Contact: Keshia Sanchez
979 Corporate Way
Fremont, CA 95439
Tel: 408-988-8404; Email: keshia.sanchez@centervue.com
Website: centervue.com

CenterVue develops highly advanced and easy to use diagnostic systems for early detection and management of sight-threatening pathologies such as Diabetic Retinopathy, Glaucoma and Macular Degeneration. Our innovative devices employ imaging principles and fluid functionality that aid in precise diagnosis and efficient workflow. The CenterVue portfolio includes the DRS Automated Fundus Camera, the EIDON Wide-Field Confocal Scanner, the MAIA Microperimeter and the new COMPASS Fundus Perimeter.

Imagine Eyes..... 2707

Contact: Laurent Vabre
 18 rue Charles de Gaulle
 Orsay 91400
 France
 Tel: 33-164-861-566; Email: lvabre@imagine-eyes.com
 Website: imagine-eyes.com

Imagine Eyes is a leading pioneer in ophthalmic imaging. Its rtx1 product enables examining patients' retinas with an unprecedented level of detail: the cellular level. Thanks to adaptive optics technology, the rtx1 images individual cells, blood vessel walls and microscopic lesions in the retina with the highest resolution on the market. Imagine Eyes also offers software for driving quick examinations, tracking microscopic changes over time, and analyzing cellular and microvascular biomarkers.

iMatrix..... 3109

Contact: Joel Eros
 5550 Morehouse Dr.
 San Diego, CA 92121
 Tel: 800-462-8749; Email: joel.eros@imatrix.com
 Website: optometry.imatrix.com

iMatrix provides web presence solutions for every budget and need. The online marketing services are designed to equip eye care professionals for success. Solutions include an advanced SEO solution, custom HD video and video marketing, paid advertising (PPC), social media management, and professional websites.

IMEDOS Health GmbH..... 3310

Contact: Christina Bayer
 Am Nasstal 4
 Jena, Thuringia D-07751
 Germany
 Tel: 4.9364163965e+11; Email: c.bayer@imedos.de; Website: imedos.de

Imedos – the Expert of Retinal Vessel Analysis. The retinal microcirculation is a perfect window to the body. Imedos is using ocular transparency to analyze the structure and function of retinal vessels both in humans and animal models. These results serve as valuable biomarkers in ophthalmology and in other medical disciplines. Important cohort studies could prove the relevance and clinical use of the biomarkers gained from Retinal Vessel Analysis. And there is great potential to discover more.

Intelon Optics, Inc. 2921

Contact: James Passalugo
 91 Hartwell Ave., Suite 301
 Lexington, MA 02421
 Tel: 585-223-4496; Email: jpassalugo@intelon.com
 Website: intelon.com

Intelon Optics, Inc., is a medical device company focusing on the development and commercialization of the BOSS™ system, a technology that enables revolutionary biomechanics imaging of eye structures extending from the cornea to back of eye, empowering eye care professionals to make treatment decisions with confidence based on biomechanical tissue properties. The BOSS™ System is cleared in Europe and Canada. In the United States, the technology is investigational and undergoing clinical trials.

Exhibitor Descriptions

International Society for Eye Research 2119

Contact: Erik Rosales
655 Beach St.
San Francisco, CA 94109
Tel: 415-561-8569; Email: mail@iser.org
Website: iser.org

The International Society for Eye Research (ISER) was founded in 1968 to establish an international organization to support eye & vision research and is comprised of vision research scientists from more than 34 countries. The ISER Biennial Meeting is held in some of the world's most distinctive and exciting cities. Research topics covered at these meetings vary from year to year, and include the most current areas of eye & vision research. ISER's official journal is *Experimental Eye Research*.

Iris Pharma 2406

Allee Hector Pintus
La Gaude 06610
France
Tel: 33-493-594-959; Email: marketing@iris-pharma.com
Website: iris-pharma.com

Iris Pharma is a world-class Contract Research Organization (CRO) totally dedicated to ophthalmology. Since 1989, Iris Pharma has helped bring more than 70 ocular drugs and medical devices to the American and European markets. Iris Pharma is your ideal partner to carry out proof of concept and GLP preclinical studies (tolerance, PK, efficacy), Phase I to IV clinical trials, bioanalysis and preclinical formulation development as well as to provide you with an on-hand specialist consulting service

J

JAMA Network 2813

Contact: Millette Jackson-Bates
330 N. Wabash Ave., Suite 39300
Chicago, IL 60611
Tel: 312-464-4868; Email: millette.jackson-bates@ama-assn.org
Website: jamanetwork.com

JAMA Network advances the science and practice of neurology with high-impact journals including JAMA, JAMA Ophthalmology, and JAMA Network Open. We publish research, reviews, and opinions shaping the future of medicine. Explore booth #2813 at ARVO to read the latest ophthalmology articles from our journals and download author brochures to learn more about publishing with the JAMA Network. Learn more at jamanetwork.com.

Janssen Pharmaceuticals 1618

Contact: Roseann Peluso Nguyen
1000 U.S. Route 202 South
Raritan, NJ 08869
Tel: 800-526-7736; Email: rpeluso@its.jnj.com
Website: janssen.com

At Janssen we are translating our understanding of the biology behind retinal diseases into developing potentially transformational therapies. Janssen's clinical-stage portfolio seeks to treat a range of eye diseases, including rare inherited retinal diseases x-linked retinitis pigmentosa and achromatopsia, as well as more common conditions, such as age-related macular degeneration, diabetic retinopathy and diabetic macular edema.

Jorvec Corp. 1818

Contact: Edward Miskiel
 6860 SW 81st St.
 Miami, FL 33143
 Tel: 305-668-6102; Email: info@jorvec.com
 Website: jorvec.com

See our advanced visual evoked potential VEP systems and our innovative pattern electroretinogram PERG system with its unique display tablets for high rate visual stimulation and our integrated rodent holder. Learn how our technologies can facilitate earlier detection and monitoring of glaucoma, LHON, and other optic neuropathies. We look forward to the opportunity to discuss how our instruments and services can meet your specific animal and human research needs.

K

Keeler Instruments 2206

Contact: Shane Breen
 3222 Phoenixville Pike, Bldg 50
 Malvern, PA 19355
 Tel: 610-353-4350; Email: sbreen@keelerusa.com
 Website: keelerusa.com

Keeler Instruments, long known for their superior optics, will be exhibiting our wide range of optometric and ophthalmic instruments, including the Vantage Indirect Ophthalmoscopes Wired, Wireless and Digital Video systems, slit lamps, loupes, and Non Contact Tonometers. Keeler Instruments is also proud to showcase its line of ultrasound diagnostic and imaging devices, including the A-scan Connect, B-scan Plus, UBM Plus, 4Sight combination unit, AccuPen tonometer, and PachPen pachymeter.

Konan Medical USA, Inc. 2714

Contact: Ian McMillan
 15770 Laguna Canyon Rd., Suite 150
 Irvine, CA 92618
 Tel: 949-576-2200; Email: tradeshow@konanmedical.com
 Website: konanmedical.com

Committed to advancing healthcare by developing diagnostic ophthalmic devices that are best in class, innovative and unique. Visual Function Diagnostics Robotic Retinal Imaging Specular Microscopy Clinical Trials
 people | vision | inspiration | innovation | dedication

Kugler Publications 2614

Contact: Simon Bakker
 P.O. Box 20538
 Amsterdam 1001NM
 The Netherlands
 Tel: 31-20-684-5700; Email: simonbakker@kuglerpublications.com
 Website: kuglerpublications.com

Kugler Publications (est. 1974) is an independent publishing company specialized in Ophthalmology, Otorhinolaryngology and related fields. Kugler Publications has built a rich experience and solid reputation in publishing books, journals, proceedings and congress program and abstracts books, both in print and electronic. Drop by our booth to for our newest publications or to discuss your publication ideas.

L

Labcorp Drug Development 1923

Contact: LaTika Webster
531 S. Spring St.
Burlington, NC 27215
Tel: 888-522-2677; Email: latika.webster@covance.com
Website: labcorp.com

Labcorp is a leading global life sciences company that provides vital information to help doctors, hospitals, pharmaceutical companies, researchers and patients make clear and confident decisions. Through our unparalleled diagnostics and drug development capabilities, we provide insights and accelerate innovations to improve health and improve lives. Learn more about Labcorp at www.Labcorp.com or follow us on LinkedIn and Twitter @Labcorp.

LENZ Therapeutics 1825

Contact: Kat Simonovic
125 S HWY 101
Solana Beach, CA 92075
Tel: 480-309-1009; Email: kat@lenz-tx.com
Website: lenz-tx.com

LENZ Therapeutics is a late-stage clinical company developing innovative ophthalmic pharmaceutical products that improve vision. Our lead program is an aceclidine based eye drop designed to restore the loss of near vision associated with presbyopia.

Lexitas Pharma Services, Inc. 3018

Contact: Kim Morris
313 Foster St.
Durham, NC 27701
Tel: 919-280-9167; Email: kim.morris@lexitas.com
Website: lexitas.com

Lexitas is a full-service contract research organization specializing in ophthalmology. We are focused on providing both technical expertise and exceptional service to our sponsors. Lexitas is your clinical trial partner expert for clinical trial operations - drug development including study design, project management, data management, biostatistics and programming, clinical and medical monitoring, and site relations.

Lions Eye Institute for Transplant and Research 2710

Contact: Dana Caggia
1410 N. 21st St.
Tampa, FL 33605
Tel: 813-289-1200; Email: Dcaggia@lionseyeinstitute.org
Website: lionseyeinstitute.org

LEITR specializes in providing human donor eye tissues with a rapid death -to-preservation time, most globes under 8 hours. We typically supply tissues with the following criteria - High quality, low d-to-p Age, race and gender-specific criteria Control and pathologically graded diseased tissue including Glaucoma, Age-Related Macular Degeneration We also offer custom on-site experiments, dissection of fresh eye tissues, fixation, flash-freezing, or RNAlater and histological processing,

Lions Gift of Sight 2723

Contact: Sung Lee
 1000 Westgate Drive St., Suite 260
 St. Paul, MN 55114
 Tel: 612-626-2682; Email: leex1878@umn.edu
 Website: lionsgiftofsight.org

Lions Gift of Sight (formerly Minnesota Lions Eye Bank) serves a critical role in vision research. One of the largest providers of research tissue with 58 years of experience, we have completed more than 30,000 ocular research tissue distributions. Serving industry and academic research initiatives, we offer stringent donor screening, tissue evaluation, custom recovery, and preservation in fulfilling heredity, disease-specific, and specialized tissue requests.

Lions VisionGift 1918

Contact: Corrina Patzer
 2201 SE 11th Ave.
 Portland, OR 97214-5303
 Tel: 503-808-7004; Email: corrina@visiongift.org
 Website: visiongift.org

Lions VisionGift has proudly provided ocular tissue for research initiatives across the nation and around the world for more than 45 years. Our world-renowned Vision Research Laboratory is equipped to meet your unique research tissue requests both now and in the future, with both east and west coast locations. Our extensive donor referral network allows us to quickly recover more tissue to supply all of your research initiatives..

LKC Technologies, Inc. 1607

Contact: James Datovech
 2 Professional Dr., Suite 222
 Gaithersburg, MD 20879
 Tel: 301-840-1992; Email: sales@lkc.com
 Website: lkc.com

When vision issues impact your everyday life, LKC Technologies is here to help. Building on over 40 years of experience in the visual electrophysiology space, LKC's flagship product, the RETeval™ device, brings comprehensive electrophysiology technology to any office or clinical setting. LKC Technologies is committed to developing innovative products that lead to the preservation and treatment of sight. Visit www.LKC.com and visit us at booth #4103.

LumiThera, Inc. 1921

Contact: Allison Dabney
 19578 10th Ave. NE, Suite 200
 Poulsbo, WA 98370
 Tel: 844-342-3333; Email: adabney@lumithera.com
 Website: lumithera.com

LumiThera is a medical device company commercializing a multiwavelength photobiomodulation device for ophthalmology that improves vision and may slow the progression of vision loss in patients with degenerative disease. The Company's initial focus is on the treatment of patients with dry age-related macular degeneration (AMD). Valeda® is CE Marked in the European Union. Valeda is in clinical trials and not approved for use in the United States.

M

M&S Technologies 2118

Contact: Susan Tanaka

5715 W. Howard St.

Niles, IL 60714

Tel: 847-763-0500; Email: stanaka@mstech-eyes.com

Website: mstech-eyes.com/products/category/clinical-trial-suite

M&S Technologies is pleased to release version 2.18 of our Clinical Trial Suite (CTS), which is comprised of a variety of automated, comprehensive, easy-to-use computerized protocols that ensure any phase of clinical trial testing maintains precision, accuracy and efficiency, at any distance. Customize the Suite based on your trial needs!

Med Learning Group 1418

Contact: Amanda Jenkins

9309 N. Florida Ave., Suite 100

Tampa, FL 33612

Tel: 908-418-1445; Email: ajenkins@medlearninggroup.com

Website: vision-relief.com

Take an immersive, virtual reality investigation of DR, AMD, and RVO and their effect on vision. Intimately explore challenging aspects of each condition, including the impact of treatment delay in proliferative retinopathy, vascular occlusive disease in AMD, and the differentiation of ischemic disease, complications of central vein occlusion and the visual experience of eyes affected with RVO, emphasizing early recognition and timely intervention to combat the risk for irreversible vision loss.

MedOne Surgical 2123

Contact: Bruce Beckstein

670 Tallevast Rd.

Sarasota, FL 34243

Tel: 941-359-3129; Email: bbeckstein@medone.com

Website: MedOne.com

MedTech International Group 2109

Contact: Tamir Haimov

21175 State Hwy. 249

Houston, TX 77070

Tel: 888-507-7917; Email: tamir@medtechinternationalgroup.com

Med-Tech International's strong collaboration with our clinical partners continuously deliver innovative and alternative therapies to fulfill clinical needs and improve patient outcomes.

Merit..... 1815

Contact: Stacy Sanderson
 6527 Normandy Lane, #100
 Madison, WI 53719
 Tel: 608-284-8810; Email: ssanderson@meritcro.com
 Website: meritcro.com

MERIT is a global clinical endpoint service provider specializing in ophthalmology studies. Our imaging core lab supports Phase I – IV clinical trials. Our team are experts in managing and evaluating images, especially with ocular diseases affecting the retina. MERIT's team of knowledgeable ophthalmologists (several are board-certified) provide domain expertise to assure high-quality, consistent data review and interpretation. Connect with us to learn how we can support your project.

Metrovision..... 2210

Contact: Jacques Charlier
 4 rue des Platanes
 Perenchies, 59840
 France
 Tel: 33-32-017-1956; Email: charlier@metrovision.com
 Website: metrovision.fr

MonCvONE-CR full field projection perimeter for Clinical Research includes: Perimetry (standard automated, manual, dark adapted chromatic), Dark adaptometry, FST, Pupillometry (ganzfeld and local), flash ERG and EOG MonPackONE, multifunction instrument combining several tests in one compact unit: Electrophysiology: ganzfeld flash, pattern and multifocal ERG and VEP Eye movements: video oculography, scan path analysis, pupillometry Psychophysics: contrast sensitivity, metamorphopsia

N

Nanoscope Therapeutics 2824

Contact: SulagnaBhattacharya
 1312 Brown Trail
 Bedford, TX 76022
 Tel: 626-244-5300; Email: ceo@nanos therapeutics.com
 Website: nanos therapeutics.com

National Eye Institute 2818

Contact: Kerry Goetz
 10 Center Dr., Room 10N109
 Bethesda, MD 20892-1860
 Tel: 301-443-7835; Email: goetzke@nei.nih.gov
 Website: nei.nih.gov

The National Eye Institute is part of the U.S. National Institutes of Health (NIH). Its mission is to eliminate vision loss and improve quality of life through vision research, which it supports through research and training grants and its research/training programs at the NIH campus. Visit the NEI booth to learn about funding and training opportunities, licensing of NEI technologies, and how NEI can help promote your research. Staff can also answer questions about the NEI eyeGENE® Network.

Exhibitor Descriptions

Nemera 3007

Contact: Laura Lambert
20 avenue de la Gare
LA VERPILLIERE, Rhône-Alpes 38290
France
Tel: 33618297286; Email: laura.lambert@nemera.net
Website: nemera.net

Nemera is a world leader in the design, development and manufacturing of drug delivery devices for the pharmaceutical, biotechnology & generics industries. The use of preservatives can cause irritations, allergies and other side effects to the eye, thus jeopardizing adherence to treatments and damaging patients' eyes. The multidose closing tip system Novelia® avoids the need for preservatives in the drug and prevents bacterial contamination over the duration of treatment.

Newcells Biotech, Ltd. 3010

Contact: David Hutchings
The Biosphere
Draymans Way, Newcastle Helix
Newcastle-upon-Tyne, NE4 5BX
U.K.
Tel: +44 (0) 1915806184; Email: David.Hutchings@newcellsbiotech.co.uk
Website: newcellsbiotech.co.uk

Newcells Biotech are a fast-growing team of global scientific and industry experts based in the Helix Science Campus of Newcastle-upon-Tyne in the UK. We provide best in class in vitro models to most accurately predict in vivo outcomes, building confidence in the decision making process. Using our expertise in iPSCs, cellular physiology and organoid technology, we have built functional pre-clinical in vitro models of the retina in the form of fully developed retinal organoids and RPE cells

Nidek..... 3015

Contact: Hiro Matsuzaki
2040 Corporate Court
San Jose, CA 95131-1753
Tel: 408-468-6400; Email: trade_show@nidek.com
Website: usa.nidek.com

NIDEK offers a wide array of diagnostic and surgical equipment designed with simplicity, functionality and reliability to assist you with your patients having anterior and posterior disorders or diseases including glaucoma, AMD, visual function and other vision-impairing afflictions. Multimodal Imaging Platform OCT/SLO Combo | Visual Rehabilitation and Scotopic Microperimeter | Laser Speckle Flowgraphy | Automated Gonioscope | YAG and SLT Laser | Aberrometer/Topographer | Specular Microscope

Novartis Pharmaceuticals..... 2003

Contact: Grace Hoddy
 One Health Plaza
 East Hanover, NJ 07936
 Tel: 862-778-1759; Email: grace.hoddy@novartis.com
 Website: pharma.us.novartis.com

Novartis provides innovative healthcare solutions that address the evolving needs of patients and societies. Headquartered in Basel, Switzerland, Novartis offers a diversified portfolio to best meet these needs: innovative medicines, eye care, cost-saving generic pharmaceuticals, preventive vaccines and diagnostic tools, over-the-counter and animal health products. For more information, please visit novartis.com.

Nu Eyne Co., Ltd. 1723

Contact: Pk Kim
 Unit 301, Samsung IT Valley, 27 Digital-ro-33-gil
 Seoul-si,
 Korea (South)
 Tel: -15613; Email: pk.kim@nueyne.com
 Website: nueyne.com

Nu Eyne adopts Electroceuticals technology to treat various chronic diseases. We electrically mimic our own body signals that various body parts communicate with to instruct our nerves to function better, our damaged tissues to heal faster, and also to inhibit cancer cells to grow. With this technology, we are currently investigating potential applications in corneal and retinal diseases by conducting numerous clinical trials with wearable devices.



Oakwood Labs 3112

Contact: Mark Ilhan
 7670 First Place, Suite A
 Oakwood Village, OH 44146
 Tel: 440-703-3615; Email: milhan@oakwoodlabs.com

Oakwood is focused on the design, development, and aseptic manufacturing of sustained-release injectable microsphere products through the use of our patented Chroniject technology. In addition we have an FDA approved aseptic manufacturing facility to support clinical and commercial manufacturing. Oakwood partners with companies worldwide to ensure a one-stop shop from formulation development through commercial supply.

Ocular Instruments..... 2306

Contact: Customer Service
 2255 116th Ave., NE
 Bellevue, WA 98004
 Tel: 425-455-5200; Email: contact@ocularinc.com
 Website: ocularinc.com

Established in 1966, Ocular Instruments has been creating solutions to save sight. Our line of ophthalmic lenses for Scientific Research, are designed especially for use on small eyes of laboratory animals. Whether for examination, laser, surgery, or Scientific Research, Ocular makes the lenses you need. We invite to visit our booth #2306 and share your new product ideas with Ocular's R & D department. Who knows – your name could be the next to appear on an Ocular product!

Exhibitor Descriptions

Oculus, Inc.2613

Contact: Jennifer Conway
17721 59th Ave., NE
Arlington, WA 98223
Tel: 425-670-9977; Email: marketing@oculususa.com
Website: oculususa.com

OCULUS has been setting milestones in the eye care industry since 1895. In addition to the Pentacam®, we offer visual field perimeters, corneal topographers, slit-lamp cameras, pachymeters, autorefractors, keratometers, trial frames and loupes. OCULUS products are 100% made in Germany and fully supported in the United States.

OcuMetrics, Inc.2608

Contact: Bruce Ishimoto
2224-C Old Middlefield Way
Mountain View, CA 94043-2421
Tel: 650-960-3955; Email: brucei@ocumetrics.com
Website: ocumetrics.com

Supplying instruments for ophthalmic research: Fluorotron(TM) Master ocular fluorophotometer for assessing the integrity of the blood-retinal and blood-aqueous barriers and measuring aqueous flow, cornea epithelial and endothelial permeability, tear flow, cornea pH, and ocular pharmacokinetics.

OcuScience2807

Contact: Daniel Lindgren
2764 North Green Valley Pkwy., Suite 262
Henderson,, NV 89014
Tel: 866-250-3937; Email: dl@Ocu-Science.com
Website: Ocu-Science.com

OcuScience® is advancing eye research and veterinary care for multi-species electroretinography by providing the means to capture unprecedented data. Our iVivo systems provide versatility to meet the anterior and posterior imaging requirements of your laboratory. Come learn about our new products such as our intravitreal lenses for mice, rats, and rabbits. Our Evoq Technologies will also be on display and commercialization opportunities are available. Visit the OcuScience booth.

Ophthalmalytics, LLC2725

Contact: Awais Bajwa
2830 Arabian Trail
Marietta, GA 30062
Tel: 862-222-6680; Email: contact@ophthalmalytics.com
Website: ophthalmalytics.com

Ophthalmalytics is an applied Artificial Intelligence-based medical diagnostics company and a world leader in “Explainable AI-Diagnostics”. We show you the “why” in AI-based diagnostics! Ophthal-360® is currently used in multiple hospitals across Asia. In the USA, it is available for investigational usage only. At Ophthalmalytics®, we believe in open collaboration. We provide a platform for clinicians, educators, researchers, and AI experts to drive the future of AI in ophthalmology. Come and join us!

Opthea Limited 1715

Contact: Judy Robertson
 South 0403, Level 4 650 Chapel St.
 South Yarra, Victoria 3141
 Australia
 Tel: 267-454-8415; Email: judy.robertson@opthea.com

Opthea is a biopharmaceutical company developing novel therapies to address unmet need in highly prevalent and progressive retinal diseases, including wet AMD and DME. Opthea's lead investigational product candidate, OPT-302, a novel VEGF-C&D trap is in development for use in combination with anti-VEGF-A therapies, with the goal of demonstrating superior vision gains. OPT-302 is tested in two ongoing global Phase 3 clinical trials in patients with neovascular age-related macular degeneration.

Optos, Inc. 2809

Contact: Emily Vieira
 500 Nickerson Rd., Suite 201
 Marlborough, MA 01752
 Tel: 508-787-1585
 Website: optos.com

Optos develops retinal imaging and analysis tools for ophthalmologists. More than 400 peer reviewed studies confirm that optomap ultra-widefield imaging helps doctors more effectively detect and treat retinal pathology. optomap is revolutionizing ophthalmic practice flow and helping doctors save sight and save lives.

ORA, Inc. 2115

Contact: Alec Jones
 300 Brickstone Square
 Andover, MA 01810
 Tel: 978-685-8900; Email: ajones@oraclinical.com
 Website: oraclinical.com

Ora is the world's leading full-service ophthalmic-only CRO and product development firm, with offices in the United States, Europe, Asia and Australia. Over the past 40 years, we have proudly helped our clients earn over 50 product approvals. Let Ora be your partner, whether you are at the preclinical, clinical, or post-approval stage of product development. Our disease models and site management organization will accelerate your timelines. Learn more at www.oraclinical.com

Orbitree..... 1604

Contact: Han Woong Lim
 B108-7, HIT, 222, Wangsimni-ro, Seongdong-gu
 Seoul, 04758
 South Korea
 Tel: 82-10-3245-3459; Email: patentrookie@naver.com
 Website: orbitree.co.kr

Orbitree is South Korea's first standardized quantitative eye movement measuring device and technology company. It is a new medical device that contains the know-how accumulated through dynamic MRI research to elucidate the mechanism of complex eye movement, study on horizontal and translatory of eye movement, and digital image analysis.

Exhibitor Descriptions

OSOD, LLC 2208

Contact: Gary Leatherberry
6527 Normandy Ln., Suite 100
Madison, WI 53719
Tel: 608-206-3614; Email: gleatherberry@ocularservices.com
Website: ocularservices.com

OSOD is a consortium of internationally recognized experts specializing in the delivery of world-class services to accelerate identification and development of leading therapeutic compounds and ophthalmic devices. OSOD has expertise in discovery, establishing proof of concept, accelerating drug/device development, and assessment of ocular toxicities. OSOD has an exclusive relationship with Covance, Inc., that allows us to provide our clients with a fully-integrated preclinical service.

Oxurion..... 3125

Contact: Oxurion NV
Gaston Geenslaan 1
3001
Leuven, 3001
Belgium
Tel: 732-491-6700; Email: christopher.defiebre@oxurion.com
Website: oxurion.com

Developing next generation treatments for retinal vascular disorders through non-VEGF pathways.

P

Philophos, Inc. 1709

Contact: Gina Lee
#407, 172, Dolma-ro, Bundang-gu, Seongnam-si, Gyeonggi-do, Republic of Korea, 13605
Seongnam-si, 13605
South Korea
Tel: +82.70.4652.3494; Email: sales@philophos.com
Website: philophos.com/

Philophos, Inc., makes a cost-effective portable optical coherence tomography (OCT) device for retina imaging, as well as its core components.

Phoenix MICRON..... 1907

Contact: Chris Siville
543 NW York Ave., Suite 100
Bend, OR 97703
Tel: 541-668-7539; Email: marketing@phoenixmicron.com
Website: phoenixmicron.com

For over a decade the Phoenix MICRON in-vivo retinal imaging products have been the standard of quality in eye research. Investigators have contributed to science using Phoenix MICRON systems in over 350 publications. The product line offers the most essential imaging needed to power the best ophthalmic research. Modalities include the Phoenix MICRON retinal microscope, FA/GFP, OCT, CNV, ERG and slit lamp in an extensible benchtop system and the MICRON X2 large animal hand-held imaging platform

Powered Research..... 1809

Contact: Neil L. Coles
 PO Box 14650
 Research Triangle Park, NC 27709
 Tel: 919-213-6035; Email: ncoles@poweredresearch.com
 Website: poweredresearch.com

Powered Research, LLC is a North Carolina based preclinical CRO specializing in ophthalmic models. Led by a Board Certified Veterinary Ophthalmologist & Toxicologist and our Director of Research, we have proven expertise in multiple models for the ocular space including Ophthalmic Examinations, Models of Disease, and Biocompatibility / Toxicity / PK studies. Our standard IACUC protocol review occurs within 3-4 days and we typically can begin a study within 2 weeks of protocol submission.

Precision Vision..... 2506

Contact: Jessica Kopidlansky
 1725 Kilkenny Ct.
 Woodstock, IL 60098
 Tel: 815-223-2022; Email: info@precision-vision.com
 Website: precision-vision.com

Precision Vision has been the leading producer of vision testing and visual acuity products worldwide for decades. They have been at the forefront of numerous milestones in the field and are still recognized as the premier manufacturer for standard and custom products.

**PriMed Non-human Primate Research Center of Sichuan
 PriMed Shines Bio-tech Co., Ltd. 2912**

Contact: Mingling Wu
 B4-501, Tianfu Science Technology Park,
 No.88, Keyuan South Road, Hi-tech Zone
 Chengdu, Sichuan Province 610041
 China
 Tel: 86-28-85921823; Email: wuml@scprimed.com
 Website: primed.com.cn

Primed Shines has a large Non-Human Primate (NHP) population (n= ~3000) with both spontaneous and induced ocular disease models include DR, DME, AMD, Dry eye, Glaucoma, BRVO, RP. We provide pharmacology/ efficacy, PK/toxicology services for the drug development of ocular, metabolic, cardiovascular, NASH, bone, kidney and CNS diseases. Our strong imaging and other biomarker research capabilities enable us to build the best platform with translatable NHP models to facilitate new drug development.

ProMed Pharma, LLC 1609

Contact: James Arps
 15600 Medina Rd.
 Plymouth, MN 55447
 Tel: 763-331-3800; Email: jim.arps@promedpharmallc.com
 Website: promedpharmallc.com

Leveraging historical expertise in molded implantable components, ProMed Pharma develops and manufactures polymer-based drug releasing implants and combination device components. Working with both established and early-stage medical device and pharmaceutical companies, we develop robust processes and platforms for controlled release of drugs from a variety of materials. Applications include steroid-eluting components, drug eluting stents, punctal plugs, and novel ophthalmic implants.

Exhibitor Descriptions

Promedica International..... 2310

Contact: Terrie Hopton
3100 Bristol St., Suite 250
Costa Mesa, CA 92626
Tel: 714-460-7363; Email: thopton@promedica-intl.com
Website: promedica-intl.com

Promedica International is a privately held, full-service, ISO-certified CRO providing clinical trial services for the medical device, biotechnology and pharmaceutical industries. Founded in 1985, we are a woman-owned corporation headquartered in Orange County, California. We have successfully provided exceptional value to our clients in clinical trial project management, site recruitment and management, clinical study monitoring, data management, biostatistics, medical writing and GCP auditing.

R

Regeneron..... 1812, 2815, MS6

Contact: Dawn Will
777 Old Saw Mill River Pkwy.
Tarrytown, NY 10591
Tel: 914-847-1868; Email: dawn.will@regeneron.com
Website: regeneron.com

Regeneron is a leading biotechnology company that invents life-transforming medicines for people with serious diseases. Founded and led for 30 years by physician-scientists, our unique ability to consistently translate science into medicine has led to six FDA-approved treatments and numerous product candidates in development, all of which were homegrown in our laboratories.

Remidio Innovative Solutions 2923

Contact: Erik Hafkey
No, 1-51-2/12, (II Floor), Vacuum Techniques Compound, Opp Volvo Factory
Peenya Industrial Area, Phase-I
Glen Allen, VA 23059
Tel: 888-627-1416; Email: Erik@remidio.com
Website: remidio.com

Remidio is an innovative medical device company that seeks to create Healthcare Access by combining simplicity of product design with technology & sustainable business models. Remidio's retinal imaging devices have helped screen and impact more than 7.5 million patients in 15 countries globally, as a result of increased access provided by the ease of use and affordability of Remidio's patented optics on the smartphone platform.

RetinAi Medical AG..... 3008

Contact: Carlos Ciller
Freiburgstrasse 3
Bern, Bern 3010
Switzerland
Tel: 41764643141; Email: carlos@retinai.com
Website: retinai.com

RetinAI Medical AG (RetinAI) develops software solutions to enable the right decisions in clinics, research and pharmaceutical workflows, making eye health institutions more efficient with insights and knowledge extracted from data. The company builds software solutions to collect, organize and analyze health data from the clinic level all the way to pharma, empowering communities of healthcare professionals & patients with data analysis.

Review of Ophthalmology..... 2616

Contact: Michael Hoster
 19 Campus Blvd., Suite 101
 Newtown Square, PA 19073
 Tel: 610-492-1028; Email: mhoster@jobson.com
 Website: reviewofophthalmology.com

Review of Ophthalmology@ features clinically relevant information on surgical technique, new technologies, disease diagnosis and management. Review presents timely articles on ophthalmic subspecialties such as glaucoma, retina, refractive surgery, cornea and external disease, pediatric ophthalmology, and oculoplastics. The Review Group is your resource for continuing medical education and promotional meetings, conferences, webinars, teleconferences, and events.

Roland Consult Stasche & Finger GmbH..... 2812

Contact: Joachim Finger
 Heidelberger Str. 7
 Brandenburg 14772
 Germany
 Tel: +49 3381 890 1034; Email: j.finger@roland-consult.de
 Website: roland-consult.com

Expert Roland-Consult is globally recognized for a tradition of innovation, developing high-quality Electrophysiological Diagnostics Systems for Vision which include; ERG, VEP, EOG, mfERG, mfVEP, Visual Acuity, Pupillometry, DARK adaptation. Please visit the Roland Consult booth to experience the all NEW RETImap, an ALL in One system combining Infrared Fundus Imaging cSLO, Focal and Multifocal ERG, OCT, FA and Auto Fluorescence diagnostic tool for animal and human research.

S

Santen..... 2203

Contact: Elci Ryan
 6401 Hollis St., Suite 125
 Emeryville, CA 94608
 Tel: 415-268-9100; Email: elci.ryan@santen.com
 Website: santenUSA.com

As a global specialized company dedicated to ophthalmology, Santen brings a 130-year history of scientific knowledge and organizational capabilities to research, development, and commercialization of pharmaceutical, surgical and medical devices, and OTC eye care products. Santen is the market leader for prescription ophthalmic pharmaceuticals in Japan and its products now reach patients in more than 60 countries. For more information, visit Santen's website www.santenusa.com

Scope Health..... 1823

Contact: James Kelly
 27 E 28th St., New York
 New York, NY 10016
 Tel: 917-795-4227; Email: jameskelly@scopeeyecare.com
 Website: optase.com

Since its formation, Scope has grown into one of the leading European companies offering innovative products for the management of Ocular Surface Disease. Scope operates in the UK & Ireland and is very excited to bring our innovative line of products to the USA to continue our track record of successfully helping patients and partnering with Eye Care professionals worldwide.

Exhibitor Descriptions

Sever Pharma Solutions 1925

Contact: Rob Sterling
36 Ridge Rd.
Putnam, CT 06260
Tel: 860-630-4524; Email: rsterling@severpharmasolutions.com

QPharma, Foster Delivery Science and Disphar International are now a part of Sever Pharma Solutions, a new CDMO that can provide our customers with unique capabilities and expertise. We enhance your efficiency by providing you a complete value chain to offer you an optimized end-to-end solution. We are Extrusion. We are Polymer Based Dosage Forms. We are Highly Potent dosage forms. We are Long-Acting Implants. We are Solid Dosages. We are Aseptic Fill/Finish. We are Sever Pharma Solutions.

Softcare, Co., Ltd. 3124

Contact: Noriyoshi Takahashi
Yatsunami 243-5
Fukutsu, Fukuoka 811-3201
Japan
Tel: +81-940-36-9693; Email: takahashi@softcare-ltd.co.jp
Website: softcare-ltd.co.jp

Softcare's Laser Speckle Flowgraphy (LSFG-NAVI or Lite) visualizes the distribution of blood flow in the retina with a series of 2-D color coded maps and observes changes in retinal and choroidal blood flow in real time. Demonstrations of the latest version of LSFG-NAVI's value to the study of ocular blood circulation will be conducted at the exhibition. We can provide the equipment (LSFG-Micro and etc..) to observe blood flow of animal eye ground as laboratory mice, rats, rabbit, pig or monkey.

Spark Therapeutics..... 2907

Contact: Anna Nguyen
3737 Market St., Suite 1300
Philadelphia, PA 19104
Tel: 215-220-6300; Email: anna.nguyen@sparktx.com
Website: sparktx.com

Spark Therapeutics, a fully integrated company, strives to challenge the inevitability of genetic disease by discovering, developing, and delivering gene therapies that address inherited retinal diseases (IRDs), neurodegenerative diseases, as well as diseases that can be addressed by targeting the liver. To learn more about us, visit www.sparktx.com.

Spectrive, LLC..... 3209

Contact: Joseph Vance
3103 Glenwood Dr.
Durham, NC 27705
Tel: 919-452-6288; Email: jvance@thespectrivedgroup.com

The Spectrive Group represents a dynamic portfolio of innovative products & services to life science and medical researchers. We specialize in a select portfolio of animal and tissue research devices including noncontact and intraoperative OCT, Adaptive Optics, Scanning Laser Ophthalmoscopes, OCT and Fluorescein Angiography, ERG, Visual Acuity. Experienced in zebrafish, mice, rats, rabbits, squirrels, marmosets, NHP's, horses. Tissues include retinoids, tumor spheroids. Implants & procedures.

Speedway Delhi 2023

Contact: Mr. Jatin Pahwa
 64 1st Floor, Edward Line, Kingsway Camp
 Delhi 110009
 India
 Tel: 9.1981102771e+11; Email: sales@speedwaydelhi.com
 Website: speedwaydelhi.com
 Quality Ophthalmic Instruments at Factory Price, Limited Stocks

Spherix Global Insights 3013

Contact: Matt Rigney
 707 Eagleview Blvd., Suite 305
 Exton, PA 19018
 Tel: 484-879-4284; Email: matt.rigney@spherixglobalinsights.com
 Website: spherixglobalinsights.com

We are a hyper-focused market intelligence firm that leverages our own independent data & expertise to provide strategic guidance, so biopharma stakeholders make decisions with confidence. We specialize in select dermatology, gastroenterology, nephrology, neurology, ophthalmology, and rheumatology markets.

Spring Vision, Ltd. 2823

Contact: Moran Faibish
 8 Ha-Neviim St.
 Haifa Israel
 Tel: 9005310; Email: moran@springvisionbiomed.com
 Website: springvisionbiomed.com

Spring Vision develops and manufactures non-intrusive, real-time multispectral retinal imaging devices based on its proprietary breakthrough technology. Led by experienced executives, the company focuses on developing groundbreaking products that will benefit both physicians and patients, with emphasis on accurate real time results, a variety of new capabilities and ease of use. Spring Vision brings the next generation of imaging systems with its uncompromising hallmark of excellence.

StageBio 2223

Contact: Sam Jeffrey
 5930 Main St.
 Mt. Jackson, VA 22842
 Tel: 514-204-4400; Email: sjeffery@stagebio.com
 Website: stagebio.com

StageBio is a leading international provider of GLP-compliant research, preclinical and clinical histology, pathology and specimen archiving services for the biopharmaceutical, medical device, and contract research industries. We operate six state-of-the-art sites in the U.S. and one facility in Germany. Our team includes 25+ board-certified veterinary pathologists and 100+ laboratory technicians supporting our unified commitment to quality, scientific integrity and client satisfaction.

Exhibitor Descriptions

Striatech 2523

Contact: Thomas Muench
Vor dem Kreuzberg 17
Tuebingen, Baden-Württemberg 72070
Germany
Tel: +49 7071 539130; Email: t.muench@stria.tech
Website: stria.tech

The OptoDrum system from Striatech quantifies the visual abilities in mice and rats based on their optomotor reflex. Mice and rats (like other animals and humans) compensate for global image drift in the visual environment with reflexive eye and head movements. This behavior can be used to characterize the visual abilities of the animal, thus gaining information about its spatial acuity or contrast sensitivity. With our OptoDrum system, this is done in a fully automated way.

Syneos Health..... 3107

1030 Sync St.
Morrisville, NC 27560
Tel: 919-876-9300; Email: conferences@syneoshealth.com
Website: syneoshealth.com

Syneos Health® (Nasdaq:SYNH) is the only fully integrated biopharmaceutical solutions organization purpose-built to accelerate customer success. We lead with a product development mindset, strategically blending clinical development, medical affairs and commercial capabilities to address modern market realities. To learn more about how we are Shortening the distance from lab to life®, visit syneoshealth.com or subscribe to our podcast.

T

Thea Pharma, Inc. 2008

Contact: Marika Thiessen
420 Bedford St., Suite 150
Lexington, MA 02420
Tel: 339-223-5781; Email: marika.thiessen@theapharma.com
Website: theapharmainc.com

Thea Pharma Inc., is an independent pharmaceutical company specializing in the commercialization of eye care products. For the last 150 years, our parent company Laboratoires Théa has been a global leader and pioneer in ophthalmology. We are bringing our history of expertise, and passion, to the US. Our success is driven by the investment we make in our people, prioritizing developing skills, recognizing potential, and providing opportunities for growth.

Theia Imaging, LLC..... 2525

Contact: Theia Imaging, LLC
201 W Main St., Suite 200
Durham, NC 27701
Tel: 919-794-8504; Email: Hafeez@theiaimaging.com
Website: theiaimaging.com

Developing advanced ophthalmic imaging diagnostics accessible to populations unable to access conventional tabletop clinical imaging

TissueVision 1819

Contact: Stefan Linehan
 150 California St., Suite 303
 Newton, MA 02458
 Tel: 617-718-0799; Email: purchasing@tissuevision.com
 Website: tissuevision.com

TissueVision Inc., is a multi-disciplinary life sciences company offering 3D tissue imaging and analysis solutions for the research market. Our powerful Serial Two-Photon Plus (STP²) platform features stunning high-resolution multispectral datasets and analysis pipelines that create reliable 3D tissue models. The indexed sections produced during the STP² process can be further investigated with secondary analyses that run the gamut from standard histological stains to advanced spatial genomics.

Topcon Healthcare..... 2612

Contact: Kati Spencer
 111 Bauer Dr.
 Oakland, NJ 07436
 Tel: 201-599-5100; Email: kspencer@topcon.com
 Website: topconhealthcare.com

Topcon Healthcare sees eye health differently. Our vision is to empower providers with smart and efficient technologies for enhanced patient care. Keeping pace with the ever-changing landscape of the healthcare industry, we offer the latest integrated solutions including advanced multimodal imaging, vendor-neutral data management and groundbreaking remote diagnostic technology. Stop by our booth #2612 or visit our website at www.topconhealthcare.com to learn more.

Topcon Healthcare.....MS3

Contact: Kati Spencer
 111 Bauer Dr.
 Oakland, NJ 07436
 Tel: 201-599-5100; Email: kspencer@topcon.com
 Website: topconhealthcare.com

Topcon Healthcare sees eye health differently. Our vision is to empower providers with smart and efficient technologies for enhanced patient care. Keeping pace with the ever-changing landscape of the healthcare industry, we offer the latest integrated solutions including advanced multimodal imaging, vendor-neutral data management and groundbreaking remote diagnostic technology. Stop by our booth #2612 or visit our website at www.topconhealthcare.com to learn more.

Translational Imaging Innovations..... 1710

Contact: Eric Buckland
 PO 6356
 Hickory, NC 28603
 Tel: 919-827-1200; Email: eric@tiinnovations.com
 Website: tiinnovations.com

TII: Building an integrated platform to transform images into insights. Empowering clinicians and researchers to collaborate, accelerate innovation, and improve quality of care.

Exhibitor Descriptions

Trial Runners, LLC..... 2006

Contact: Melissa Pavlicek

116 W Villard St.

Dickinson, ND 58601

Tel: 701-690-9857; Email: melissapavlicek@trialrunners.com

Website: trialrunners.com

Trial Runners is a global, niche ophthalmology CRO shaping the future of clinical trials to help others see the world. Founded in 2006, Trial Runners has worked as a partner on over 70 trials and helped over 10,000 patients on the mission to help improve the quality of life of those suffering from ophthalmology-related conditions around the globe. Utilizing customized strategies, Trial Runners is able to help the pharmaceutical community by providing unique value, innovation, and expertise.

Tsubota Laboratory, Inc. 2724

Contact: Ryo Konno

34 Shinanomachi

304 Toshin Shinanomachi-ekimae Bldg.,

Shinjuku-ku Tokyo, Tokyo

Japan

Tel: 81363842866; Email: konno@tsubota-lab.com

Website: tsubota-lab.com/en

Tsubota Laboratory, Inc., is a privately held clinical development stage company focusing on out-licensing the pipelines in ophthalmology and CNS which are the novel patented research works of Keio University School of Medicine in Japan. 2 main pipelines include violet light emitting eyeglass frame (medical device) for prevention of myopia and CNS (mood disorder, MCI) and sleep disorder. 4-PBA is small molecule compound and its target indication is prevention of myopia development.

U

Unither Pharmaceuticals 2019

Contact: Natalia Servol

755 Jefferson Blvd.

New York, NY 14623

Tel: 585-274-5446; Email: natalia.servol@unither-pharma.com

Website: unither-pharma.com

Unither Pharmaceuticals is a global leader in developing and manufacturing unit dose pharmaceutical products, using sterile blow-fill-seal (BFS) and stick pack technologies. Our unit dose solutions enable line extensions and product differentiation that support on-the-go lifestyles, with the potential to improve medication dosing safety and adherence. With our experience and technology, we can assist our customers at every stage of the development process to help ensure their product's success.

University Hospitals Eye Image Analysis Reading CenterMS1

Contact: Peter F. Kador
 11778 Whitmore St.
 Omaha, NE 68142
 Tel: 402-740-4397; Email: pkador@cox.net
 Website: aopt.org

Association for Ocular Pharmacology and Therapeutics is a global not-for-profit organization for scientists and individuals from all disciplines related to ocular pharmacology and its therapeutic applications. AOPT has diverse, multi-national membership composed of preclinical and clinical scientists, students, and healthcare professionals. The society organizes biennial conferences and provides editorial leadership for the peer-reviewed *Journal of Ocular Pharmacology and Therapeutics (JOPT)*.

University of Nebraska Medical Center 2423

Contact: Kim Kanellis
 985540 Nebraska Medical Center
 Omaha, NE 68198-5540
 Tel: 402-559-5379; Email: kim.kanellis@unmc.edu
 Website: unmc.edu/eye/research/index.html

Transforming eye care in Nebraska The mission of the Stanley M. Truhlsen Eye Institute and the Department of Ophthalmology and Visual Sciences at the University of Nebraska Medical Center is to improve eye care in Nebraska through premier educational programs, innovative research, high quality patient care and outreach to underserved populations.

V

Vasoptic Medical, Inc, 2625

Contact: Hrishikesh Gadagkar
 6751 Columbia Gateway Dr.
 Columbia, MD 21046
 Tel: 410-245-0501; Email: hrishikesh.gadagkar@vasoptic.com
 Website: vasopticmedical.com

Vasoptic Medical has developed the non-invasive XyCAM Retinal Imager (RI) for visualizing retinal blood flow dynamics without the need for contrast agents. In addition to clinical use, the XyCAM RI is also well-suited for use in clinical trials where monitoring ophthalmic blood flow is helpful. The XyCAM RI is currently in clinical trials for its application to diagnostics and management of various ophthalmic and systemic ailments.

Vestrum Health 3026

Contact: Jennifer Werba
 1440 Main St.
 Waltham, MA 02451
 Tel: 646-242-4669; Email: jwerba@vestrumhealth.com
 Website: vestrumhealth.com

The vision of Vestrum Health is to improve healthcare by applying and continually strengthening, scaling and extending our proven model to: - Provide physicians valuable clinical and business insights to drive quality care and operational efficiency - Provide pharma & med-surg real-world data to drive performance from clinical trials to commercial execution - Enable better care – and improved outcomes – for patients TRANSFORMING DATA INTO INSIGHTS.

Exhibitor Descriptions

- Vial** 1824
Contact: Catie Neel
1050 Battery St., Suite 150
San Francisco, CA 94111
Tel: 510-375-7776; Email: catie@vialtrials.com
Website: vial.com/sites/ophthalmology/
Grow your site with better economics and no headaches. Vial's mission is to run clinical trials with faster execution and higher quality in order to bring new therapies to market. Based in San Francisco with over 70 employees, Vial partners with Ophthalmologists to support their research teams.
- Viewpoint Behavior Technology** 1603
Contact: Eric Batut
2550 Bates, Suite 404
MONTREAL, QC H3S 1A7
Canada
Tel: 514-343-5003; Email: ebatut@vplsi.com
Website: vplsi.com
Pioneer in videotracking systems, ViewPoint developed automated methods to assess vision on zebrafish. - ZebraLab OMR (OptoMotor Response test) : for Automated observation and tracking of zebrafish larvae or adults visual behavior. - VisioBox: Optokinetic Response Test (OKR) and other tasks involving zebrafish vision. - Evaluation of discomfort and eye irritation on worms : HTS tool to evaluate quality of compounds used in shampoo, creams, make-ups ... Meet us on booth 1603 www.viewpoint.fr
- Virscio, Inc.** 2712
Contact: Christopher Stanley
4 Science Park, 4th Floor
New Haven, CT 06511
Tel: 203-498-9706; Email: cstanley@virscio.com
Website: virscio.com
Virscio is a translational research company providing innovative preclinical research and development services in the nonhuman primate to meet preclinical and translational research needs of biotechnology and life sciences organizations around the world. From pilot proof of concept through IND-enabling studies, our translational research platform is designed to accelerate the evaluation, selection, and development of candidate therapeutics while reducing the cost and risk of clinical failure.
- Vision Share**..... 2926
Contact: Phil Fasone
3023 N. Clark St., Suite 118
Chicago, IL 60657
Tel: 773-230-0576; Email: pfasone@visionshare.org
Website: visionshare.org

VO-CRO 2120

Contact: Taylor Smith
 1161 21st Ave. South, B3321 MCN
 Nashville, TN 37232-2569
 Tel: 443-617-8678; Email: taylor.e.smith.1@vumc.org
 Website: vo-cro.com/

The Vanderbilt Ophthalmic Contract Research Organization (VO-CRO) is a research enterprise dedicated to producing the highest quality pre-clinical data using state-of-the-art technology in ophthalmic disease models. VO-CRO specializes in animal models of oxygen-induced retinopathy, diabetic retinopathy, and laser-induced choroidal neovascularization, along with numerous tissue-based and cell culture techniques. Our team is poised to offer consultation on selecting pre-clinical testing methods.

Volk Optical, Inc. 2409

Contact: Peter Chen
 7893 Enterprise Dr.
 Mentor, OH 44060
 Tel: 440-510-0785; Email: peter.chen@volk.com
 Website: volk.com

Volk Optical is the premier manufacturer of ophthalmic lenses for use in diagnosis, laser therapy and surgery. More recently we have diversified our product offering with an addition of diagnostic imaging equipment. * Pictor Plus a 2 lb portable fundus and anterior segment camera * Volk InView a 1lb portable fundus camera that works with your iPhone (5/6/6S) or iTouch * Single-use lenses, great for use on animals

Voxeleron, LLC 2009

Contact: Jonathan Oakley
 1485 Bay Shore Blvd., #121
 San Francisco, CA 94124
 Tel: 925-264-9047; Email: jonathan@voxeleron.com
 Website: voxeleron.com

Voxeleron's mission is to be the leader in delivering state-of-the-art AI and computer vision software in ophthalmology. Voxeleron's Orion was the first commercially-released, platform-independent OCT analysis solution for clinical and pharmaceutical research. At ARVO we will be demonstrating Orion as well as Nebula, our cloud-based trial management platform. Nebula integrates seamlessly with Orion to offer functionality and interoperability beyond existing ophthalmic systems.

W

Weave 3012

Contact: Parker Breinholt
 2000 Ashton Blvd.
 Lehi, UT 84043
 Tel: 801-898-8050; Email: parker.breinholt@getweave.com

Exhibitor Descriptions

World Glaucoma Association..... 1610
Contact: Marije de Graaf
Schipluidenlaan 4
Amsterdam, 1062HE
The Netherlands
Tel: +31 20 5709600; Email: info@worldglaucoma.org
Website: worldglaucoma.org

The World Glaucoma Association (WGA) is an independent, impartial, ethical global organization for glaucoma science and care. WGA's core purpose is to eliminate glaucoma-related disability worldwide. The WGA is the largest international glaucoma association, encompassing a network of 91 Glaucoma Societies worldwide and 13 Industry Members, reaching over 16,000 eye care professionals.

WuXi AppTec – Laboratory Testing Division..... 3208
Contact: Lindsey Schwenk
101 Morgan Lane
Plainsboro, NJ 08536
Tel: 609-917-0047; Email: lindsey_schwenk@wuxiapptec.com
Website: labtesting.wuxiapptec.com

WuXi AppTec Laboratory Testing Division, Toxicology department has established a professional ophthalmology laboratory so as to provide various services for ophthalmological studies. The provided services include comparative ophthalmologic examination in varieties of toxicity studies, eye irritation, new ocular drug toxicity and toxicokinetics, pharmacodynamics and pharmacokinetics.

Z

Zeiss Meditec USA 2112
Contact: Sheryl Walder
5300 Central Pkwy.
Dublin, CA 94568
Tel: 925-577-2691; Email: sheryl.walder@zeiss.com
Website: zeiss.com/med

Uncovering the undiscovered relies on collaboration. At ZEISS, a new era in open collaboration is bringing clinicians, researchers and scientists together to explore the future of Swept-Source OCT Angiography and multimodality imaging solutions, to better support vision care around the world, today and into the future.

Zilia 2615
Contact: Dario Zujo
125 Charest Blvd. East, Suite 400
Quebec City, QC G1K 3G5
Canada
Tel: 418-681-1782; Email: dario.zujo@ziliahealth.com
Website: ziliahealth.com

Zilia has developed Zilia Ocular, the first and only ocular oximeter to provide non-invasive, continuous, quantitative and accurate measurements of oxygenation in targeted regions of the retina. Since oxygen supply is proving to be an important factor in multiple ocular diseases, its versatility and high precision make it a powerful tool for researchers and eye care professionals involved in ocular diseases, physiological and metabolic mechanisms, and oxygen regulation.

Exhibitor Presentations

The Exhibitor Presentation area is located in the front of the Exhibit Hall.

Sunday, May 1

- **11am – Translational Imaging Innovations**
Integrated Translational Imaging: Discovering and Validating Imaging Biomarkers as Objective Endpoints in Ophthalmic Clinical Trials

Monday, May 2

- **10am – Charles River**
Developing a Preclinical Plan to Support an IND Submission for a Vector-Based Ocular Gene Therapy
- **11am – Forge Biologics**
Efficient Gene Therapy Manufacturing for Ocular Diseases
- **1pm – The Emmes Company, LLC**
Ophthalmic Rare Disease Trials – From Concept to Action
- **2pm – Voxeleron**
Optimized Solutions for Ophthalmic Trials

Tuesday, May 3

- **10am – Spark Therapeutics**
Genetic Testing for Inherited Retinal Disease: Considerations for Integrating in Your Practice
- **3pm – Diagnosys, LLC**
Utilizing Celeris: Next-generation ERG research

General Business Meeting Agenda

Virtual Meeting Platform

Thursday, May 12 | 9–9:45am EDT

- Welcome — Maureen G. Maguire, PhD, FARVO
- Presentation of ARVO Distinguished Service Awards —
 - Justine Smith, FRANZCO, PhD, FARVO
 - Stephen C. Pflugfelder, MD, FARVO
 - Maureen A. McCall, PhD, FARVO
 - T. Michael Redmond, PhD, FARVO
- Recognition of departing Editors-in-Chief
 - Donald Hood, PhD, FARVO – IOVS, 2018 – 2022
 - Andrew B. Watson, PhD, FARVO – JOV, 2018 – 2022
 - Marco Zarbin, MD, PhD, FARVO – TVST, 2011 – 2022
- Presentation of Joanne G. Angle Award to Linda Hazlett, PhD, FARVO
- Presentation of the Achievements in Eye and Vision Advocacy Award to Peter Koulen, PhD, FARVO
- Presentation of the Emerging Advocate Award to Daisy Y. Shu, PhD
- Membership update and election results
 - Membership and Annual Meeting attendance update
 - Introduction of incoming officers
 - 2023 Achievement Award winners
- Introduction of incoming ARVO Executive Vice President J. Mark Petrash, PhD, FARVO
- 2022 MIT Outstanding Poster Awards
- ARVO's Got Talent video presentation
- Conclude Meeting

Need Gifts?
Visit ARVO Central,
Exhibit Hall



Sunday, May 1 ■ Symposia, Minisymposia, Keynote, Papers

Time	Session	Title/ Section	CME Accredited	Location
8–10am		Cell-based therapies for vision restoration [GL] — Symposium	*	2C/3C Mile High Ballroom
		Cellular senescence and immune response in ocular health and disease [IM] — Symposium		2B/3B Mile High Ballroom
		New vision for restoring visual system dysfunction: Role of neuromodulation and optogenetics in rehabilitation [EY] — Symposium		2A/3A Mile High Ballroom
10:30–11:45am		ARVO/Alcon Keynote Series — History and biology of coronaviruses: The story behind COVID-19		Four Seasons Ballroom 2/4
12:15–2pm		Cellular reprogramming and regenerative strategies to treat ocular diseases [CO] — Minisymposium	*	2A/3A Mile High Ballroom
		Decoding the transcriptional and epigenetic dynamics generating cell type populations in the developing retina [RC] — Minisymposium	*	2B/3B Mile High Ballroom
		Keratoconus —A physiological optics perspective [VI] — Minisymposium	*	702/704/ 706
		Social Determinants of Eye and Vision Health [CL]— Minisymposium	*	1CD Mile High Ballroom
		Visual perception and Eye Movements: A common link [EY] — Minisymposium	*	4CD Mile High Ballroom
12:15–2:15pm	100	If the eye is a camera, the retina is the film — Retinal pathologic insights [AP]	*	1AB Mile High Ballroom

Daily Program

Sunday, May 1 ■ Award Session, Papers, MOI Group

Time	Session	Title/ Section	CME Accredited	Location
12:15– 2:15pm (continued)	101	Application of multi-omics to inherited ocular disease [GEN]		1EF Mile High Ballroom
	102	Neurodegeneration [GL]	*	2C/3C Mile High Ballroom
	103	Cataractogenesis: pathogenesis, prevention and treatment [LE]	*	605/607
	104	Microglia in AMD and other immune factors in Retinal Degenerative Diseases [IM]	*	601/603
	105	Vitreoretinal Surgery [RE]	*	205/207
	106	Macular Diseases excluding AMD [RE]	*	Four Seasons Ballroom 1
	107	Retinal ganglion cells and central processing [VN]	*	4EF Mile High Ballroom
2:45–3:30pm		Epstein Award Session [GL]		601/603
2:45–4:15pm		Multidisciplinary Ophthalmic Imaging Group — AI based imaging biomarker: new updates and real-world implementation [MOI]		4EF Mile High Ballroom
2:45–4:45pm	119	Myopia: Structure-Function Relationship [AP]		1AB Mile High Ballroom
	120	Molecular events in diabetic retinopathy [BI]	*	4AB Mile High Ballroom
	121	Corneal Immunology and Neovascularization [CO]	*	605/607
	122	Dry Eye, Clinical [CO]	*	2A/3A Mile High Ballroom
	123	Optic Neuropathies — Diagnostic and Therapeutic Approaches [EY]	*	4CD Mile High Ballroom
	124	Surgery and Wound Healing [GL]	*	2C/3C Mile High Ballroom

Sunday, May 1 ■ Papers

Time	Session	Title/ Section	CME Accredited	Location
2:45–4:45pm (continued)	125	Aqueous humor dynamics and IOP [PH]		1EF Mile High Ballroom
	126	Retinal Gene Therapy [RE]	*	Four Seasons Ballroom 1
	127	Lipid signaling and homeostasis in retinal health and disease [RC]	*	2B/3B Mile High Ballroom
5:15–7:15pm	141	Glaucoma: molecular, biochemical and biomechanical mechanisms [BI]	*	4AB Mile High Ballroom
	142	Epidemiology of Diabetic Retinopathy [CL]	*	1CD Mile High Ballroom
	143	Corneal cell and molecular biology Corneal Development [CO]	*	2A/3A Mile High Ballroom
	144	Structure-Function Relationship [GL]	*	2C/3C Mile High Ballroom
	145	Lens development and differentiation [LE]	*	605/607
	146	Vision Impairment: Impact on Driving and Mobility [LV]		4CD Mile High Ballroom
	147	Innovations in image processing and artificial intelligence [MOI]	*	702/704/ 706
	148	Pathobiology of Microbial Infections [IM]	*	601/603
	149	Neuron rescue and regeneration in the retina [RC]	*	2B/3B Mile High Ballroom
	150	Retinal metabolism [PH]	*	1EF Mile High Ballroom
	151	AMD Functional Testing [RE]	*	Four Seasons Ballroom 1
	152	Myopia and refractive error development [VI]	*	205/207

Sunday, May 1 ■ Posters

Time	Session #	Session Title	Board #
12:15– 2:15pm	108	Gene Therapy and Gene Editing for Ocular Disorders [BI]	A0023 - A0062
	109	Corneal stromal biology, wound healing modulators and regeneration [CO]	A0188 - A0216
	110	Retina imaging and pupillometry [EY]	A0281 - A0294
	111	Inherited Retinal Disease Genetics I [GEN]	A0313 - A0326
	112	IOP and laser therapy [GL]	A0340 - A0364
	113	Machine Learning and Image Processing [MOI]	F0019 - F0088
	114	Myopia epidemiology [CL]	A0096 - A0119
	115	Vascular Biology [RC]	F0311 - F0330
	116	AMD and diabetic retinopathy [PH]	F0089 - F0117
	117	AMD: Clinical and translational research/AMD therapies (excluding anti-VEGF) [RE]	F0146 - F0216
2:45– 4:45pm	118	Applications of adaptive optics and advanced imaging [VI]	F0424 - F0440
	128	AMD - Biochemical and molecular disease mechanisms [AP]	A0001 - A0022
	129	Genetic variants in human ocular disease [BI]	A0063 - A0095
	130	Contact lens [CO]	A0217 - A0252
	131	Diabetic retinopathy epidemiology [CL]	A0120 - A0158
	132	Oculoplastics [EY]	A0295 - A0312
	133	Inherited Retinal Disease Genetics II [GEN]	A0327 - A0339
	134	Structure-Function Relationship [GL]	A0365 - A0385
	135	Lens Biology [LE]	F0001 - F0018

Poster board numbers correspond to poster location in the Exhibit Hall.
A = Poster Area A, F = Poster Area F.

Sunday, May 1 ■ Posters (continued)

Time	Session #	Session Title	Board #
2:45 – 4:45pm (continued)	136	New drugs, mechanisms of action and ocular toxicology [PH]	F0118 - F0145
	137	Endophthalmitis/ trauma/Intravitreal/ periocular therapies [RE]	F0217 - F0237
	138	Machine Learning and Augmented Virtual reality [VI]	F0441 - F0463
	139	Electroretinography: basic mechanisms and disease [VN]	F0388 - F0423
	140	Cell biology of retinal diseases [RC]	F0331 - F0363
5:15– 7:15pm	153	Corneal Immunology and Neovascularization [CO]	A0253 - A0280
	154	Neurodegeneration [GL]	A0386 - A0410
	155	Immunobiology: Ocular Surface, Glaucoma and Retinal Degeneration [IM]	A0411 - A0435
	156	Retinal ganglion cells [RC]	F0364 - F0387
	157	Imaging of posterior segment [RE]	F0238 - F0310
	158	Vision care training and education [CL]	A0159 - A0187

Save the date

ARVO
2023

April 23 – 27
New Orleans, La.

Poster board numbers correspond to poster location in the Exhibit Hall.
A = Poster Area A, F = Poster Area F.

Daily Program

Monday, May 2 ■ Lectures, Papers, Low Vision Group

Time	Session	Title/ Section	CME Accredited	Location
7–8am		NAEVR Briefing		Mile High Ballroom 1AB
8–8:45am		Proctor Award and Lecture		Four Seasons Ballroom 2/4
8:45–9:30am		Weisenfeld Award and Lecture		Four Seasons Ballroom 2/4
10–11:30am		Low Vision Group — Spotlight on macular disease: Impact on everyday function and wellbeing [LV]	*	4CD Mile High Ballroom
10am–12pm	200	Antimicrobial and Immunomodulator Therapeutics [IM]	*	601/603
	201	Myopia: Mechanism of Emmetropization and Eye Growth [AP]	*	1AB Mile High Ballroom
	202	Gene therapy and other novel therapeutics in ophthalmic diseases 1 [BI]		4AB Mile High Ballroom
	203	Gene and Cell Therapy for Retinal Disease [RC]	*	2B/3B Mile High Ballroom
	204	Corneal epithelial biology and repair mechanisms [CO]		2A/3A Mile High Ballroom
	205	Glaucoma Genetics [GEN]	*	1EF Mile High Ballroom
	206	Neuroprotection and neuroregeneration [GL]	*	2C/3C Mile High Ballroom
	207	Lens epithelial cell stress and function [LE]	*	605/607
	208	Diabetic Retinopathy [RE]	*	205/207
	209	AI in Retina [RE]	*	Four Seasons Ballroom 1

Monday, May 2 ■ Minisymposia, Papers

Time	Session	Title/ Section	CME Accredited	Location
10am–2pm (continued)	210	Retinal circuits [VN]	*	4EF Mile High Ballroom
12:30– 2:15pm		Advances and insights into retinal disease, therapy and development using human retinal organoids [BI] — Minisymposium		4AB Mile High Ballroom
		Innovation in simulation based ophthalmic surgical training delivery [CL] — Minisymposium	*	1CD Mile High Ballroom
		Segmental aqueous humor outflow and its role in IOP regulation [AP] — Minisymposium	*	2C/3C Mile High Ballroom
		The microbiome and ocular health [IM] — Minisymposium	*	601/603
		Vergence abnormalities and adaptations: Insights from animal and human studies [EY] — Minisymposium	*	4CD Mile High Ballroom
12:30– 2:30pm	220	Not all who wanders is lost - Prognostication, diagnosis, and treatments of ocular tumors [AP]	*	1AB Mile High Ballroom
	221	Contact lens [CO]		2A/3A Mile High Ballroom
	222	Stem cell models of retinogenesis and retinal disease [RC]	*	2B/3B Mile High Ballroom
	223	Advances in high resolution imaging [MOI]		702/704/ 706
	224	Neuroprotection [PH]	*	1EF Mile High Ballroom
	225	AMD Translational Research [RE]	*	205/207

Daily Program

Monday, May 2 ■ Minisymposia, Papers, Imaging Special Session

Time	Session	Title/ Section	CME Accredited	Location
12:30– 2:30pm (continued)	226	AMD and Geographic Atrophy [RE]		Four Seasons Ballroom 1
3–4:45pm		Molecular determinants of variable phenotypes in ocular disorders [BI] — Minisymposium	*	4AB Mile High Ballroom
		Optoretinography: technique and findings for understanding retinal function [VI] — Minisymposium		702/704/706
		Oxidative stress in age-related eye diseases - what do we know now? [LE] — Minisymposium	*	605/607
		Retinal ganglion cells and reflexive vision [VN] — Minisymposium	*	4EF Mile High Ballroom
3–5pm	238	Vision Function, Aging Outcomes, and Quality of Life [CL]	*	1CD Mile High Ballroom
	239	Corneal Imaging and Corneal Nerves [CO]		2A/3A Mile High Ballroom
	240	Nystagmus and Strabismus: Genetics, animal models and imaging [EY]	*	4CD Mile High Ballroom
	241	New Ideas in Glaucoma [GL]	*	2C/3C Mile High Ballroom
	242	Drug delivery [PH]	*	1EF Mile High Ballroom
	243	Retinal Prostheses and Transplantation [RE]		Four Seasons Ballroom 1
	244	Non-neuronal control of retinal neuron regeneration [RC]	*	2B/3B Mile High Ballroom
5:30–7pm		ARVO Imaging 2022 Special Session		2B/3B Mile High Ballroom

Monday, May 2 ■ Posters

Time	Session #	Session Title	Board #
10am– 12pm	211	Transcriptomics, proteomics, metabolomics and systems biology [BI]	A0023 - A0039
	212	Corneal Imaging and Corneal Nerves [CO]	A0186 - A0229
	213	Amblyopia [EY]	A0338 - A0358
	214	Visual Fields and Psychophysics [GL]	A0391 - A0424
	215	Aqueous humor dynamics, IOP, corneal disease, cytokines and growth factors [PH]	F0100 - F0126
	216	Anti-VEGF in AMD [RE]	F0146 - F0182
	217	Retina Development and Regeneration [RC]	F0280 - F0309
	218	Telehealth [CL]	A0075 - A0120
	219	Refractive Error: Myopia, Hyperopia, vision and models [VI]	F0383 - F0413
12:30– 2:30pm	227	Dry Eye, Clinical [CO]	A0230 - A0294
	228	Neuro-ophthalmology [EY]	A0359 - A0376
	229	Molecular Mechanisms Underlying Inherited Ocular Disease [GEN]	A0377 - A0390
	230	Neuroprotection and Neuroregeneration [GL]	A0425 - A0448
	231	Glaucoma epidemiology [CL]	A0121 - A0157
	232	Infection and Immunity [IM]	A0493 - A0512
	233	Cataract surgery 1 [LE]	F0001 - F0024
	234	Quality of Life Outcomes, Rehabilitation and Training Programs [LV]	F0025 - F0040
	235	Retinal vascular diseases [RE]	F0183 - F0220
236	Photoreceptor Biology, Protection and Degeneration [RC]	F0310 - F0346	

Poster board numbers correspond to poster location in the Exhibit Hall.
A = Poster Area A, F = Poster Area F.

Monday, May 2 ■ Posters (continued)

Time	Session #	Session Title	Board #
12:30– 2:30pm (continued) 3–5pm	237	IOLs and Presbyopia [VI]	F0414 - F0438
	245	Mechanisms of Refractive Error and Eye Development [AP]	A0001 - A0022
	246	Animal models of human ocular disease [BI]	A0040 - A0074
	247	Modeling inherited retinal degeneration [RC]	F0347 - F0382
	248	Dry eye regulators: lacrimal gland, Meibomian gland, basic mechanisms [CO]	A0295 - A0337
	249	Data science, machine learning, and AI [GL]	A0449 - A0492
	250	Machine Learning: Segmentation and Classification [MOI]	F0041 - F0099
	251	Anti inflammatory agents, antibiotics and antivirals [PH]	F0127 - F0145
	252	Public Health I [CL]	A0158 - A0185
	253	Diabetic Retinopathy [RE]	F0221 - F0279
	254	Uveitis: Translational and Pre-clinical Studies [IM]	A0513 - A0526
	255	Fundamental and Applied Psychophysics and Color Vision [VI]	F0439 - F0470

Don't miss another poster!

In addition to posters being in person during the Annual Meeting, all posters will also be available on the Annual Meeting virtual site, starting May 1 to June 30.

Access to the Annual Meeting virtual site is included with your Annual Meeting registration. Attendees should have received an access link to log in to the virtual site in their email. The link for the virtual site is <https://arvo2022.arvo.org/>.

Poster board numbers correspond to poster location in the Exhibit Hall.
A = Poster Area A, F = Poster Area F.

Tuesday, May 3 ■ Symposia, Papers

Time	Session	Title/ Section	CME Accredited	Location
8–10am		Autophagosomes, lysosomes and other -somes: Their role in ocular tissues homeostasis [GL] — Symposium		2A/3A Mile High Ballroom
		Retinal cell biology entering human era [RC] — Symposium	*	2B/3B Mile High Ballroom
		NEI Update and Regenerative Medicine: Cell Sources and Characterization		2C/3C Mile High Ballroom
10:30am– 12:30pm	300	Epidemiology of Glaucoma [CL]	*	1CD Mile High Ballroom
	301	Dry eye regulators: lacrimal gland, meibomian gland, basic mechanisms [CO]	*	2A/3A Mile High Ballroom
	302	Corneal Endothelium [CO]	*	605/607
	303	Neurophysiology and Treatments of Binocular Vision Disorders [EY]	*	4CD Mile High Ballroom
	304	Data science, machine learning, and AI [GL]	*	2C/3C Mile High Ballroom
	305	Lens proteins: normal and pathogenic biochemistry [LE]	*	601/603
	306	Diabetic retinopathy [PH]		1EF Mile High Ballroom
	307	Single cell analysis in retinal research in health and disease [RC]	*	2B/3B Mile High Ballroom
	308	AMD Imaging [RE]		Four Seasons Ballroom 1
	309	Machine Learning and Big Data [VI]		702/704/706

Daily Program

Tuesday, May 3 ■ Genetics Group, Papers

Time	Session	Title/ Section	CME Accredited	Location
1–2:30pm		Genetics Group — Gene editing technologies: From basic understanding of ocular development and inherited disease to novel therapeutic approaches [GEN]		1EF Mile High Ballroom
1–3pm	321	Where art thou tumor? - Ocular tumor physiology and metastases [AP]		1AB Mile High Ballroom
	322	Molecular genetics of ocular conditions [BI]	*	4AB Mile High Ballroom
	323	Public Health [CL]		1CD Mile High Ballroom
	324	Corneal stromal biology, wound healing modulators, and regeneration [CO]	*	2A/3A Mile High Ballroom
	325	Aqueous humor dynamics & Trabecular Meshwork [GL]	*	2C/3C Mile High Ballroom
	326	Neuron/Glia Interactions in Retinal Health and Disease [RC]	*	2B/3B Mile High Ballroom
	327	Mental Health Outcomes and Vision Rehabilitation Services [LV]	*	4CD Mile High Ballroom
	328	Posterior Segment Imaging [RE]	*	205/207
	329	Retinal Vascular Diseases excluding Diabetic Retinopathy [RE]	*	Four Seasons Ballroom 1
	330	Uveitis: Human and Murine Experimental Medicine Studies [IM]	*	601/603
	331	Advanced Imaging of Retinal Structure and Function in Health and Disease [VI]	*	702/704/ 706
	332	Photoreceptors and the OPL [VN]	*	4EF Mile High Ballroom

Tuesday, May 3 ■ Minisymposia, Papers, WEAVR Event

Time	Session	Title/ Section	CME Accredited	Location
3:30–5:15pm		Modulation of the RPE's immunogenic phenotype in disease [RC] — Minisymposium	*	2B/3B Mile High Ballroom
		Ocular Surface Disorders: Biology, Pathology, and Mechanism [CO] — Minisymposium	*	2A/3A Mile High Ballroom
		Seeing beyond the eye — Disciplinary affiliation in research collaboration [AP] — Minisymposium	*	1AB Mile High Ballroom
		Frontiers in Structural Biology and Biochemistry of the Retina [BI] — Vice Presidential Minisymposium	*	4AB Mile High Ballroom
3:30–5:30pm	345	Health Economics and Health Care Delivery [CL]	*	1CD Mile High Ballroom
	346	Pharmacology / Cellular mechanisms [GL]		2C/3C Mile High Ballroom
	347	Visual Fields and Psychophysics [GL]	*	601/603
	348	Lens Physiology [LE]	*	605/607
	349	Blood flow and ischemia [PH]	*	1EF Mile High Ballroom
	350	AMD and Anti-VEGF [RE]	*	205/207
	351	Retinopathy of Prematurity [RE]		Four Seasons Ballroom 1
	352	Neural retina: disease and repair [VN]		4EF Mile High Ballroom
6–7pm		Women in Eye and Vision Research (WEAVR) Event		Four Seasons Ballroom 2/4
6–7:30pm		Update from the DRCR Retina Network		2B/3B Mile High Ballroom

Tuesday, May 3 ■ Posters

Time	Session #	Session Title	Board #
10:30am– 12:30pm	310	Intraocular tumors - Uveal melanoma and retinoblastoma [AP]	A0001 - A0033
	311	Molecular and Biochemical Mechanisms of Ocular Disease [BI]	A0049 - A0062
	312	Keratoconus and corneal biomechanics [CO]	A0182 - A0221
	313	Imaging in glaucoma [GL]	A0353 - A0359
	314	Stem cells and disease modeling in vitro [RC]	F0370 - F0395
	315	Mobility, Reading and Driving with Vision Impairment [LV]	F0029 - F0044
	316	Retinal metabolism and physiology [PH]	F0175 - F0205
	317	Diabetic macular Edema [RE]	F0225 - F0253
	318	Retina epidemiology [CL]	A0097 - A0113
	319	Visual Function: perception, adaptation, spatial, visual acuity and binocular vision [VI]	F0499 - F0528
1–3pm	320	Photoreceptors and disease [VN]	F0458 - F0498
	333	Glaucoma: biochemistry, biomechanics and omics [BI]	A0063 - A0096
	334	Corneal Endothelium [CO]	A0222 - A0255
	335	Eye movements and nystagmus [EY]	A0302 - A0318
	336	Eyecare delivery and economics [CL]	A0114 - A0152
	337	Developing Molecular Therapies for Inherited Ocular Disease [GEN]	A0339 - A0352
	338	Pharmacology/cellular mechanisms [GL]	A0360 - A0386
	339	Cataract surgery II [LE]	F0001 - F0028
	340	OCT Angiography Clinical Applications [MOI]	F0045 - F0118
	341	Neuroprotection, blood flow and ischemia [PH]	F0206 - F0224

Poster board numbers correspond to poster location in the Exhibit Hall.
A = Poster Area A, F = Poster Area F.

Tuesday, May 3 ■ Posters (continued)

Time	Session #	Session Title	Board #
1–3pm (continued)	342	AI in the Retina [RE]	F0254 - F0294
	343	RPE/choroid pathology: oxidative stress, inflammation and neovascularization [RC]	F0396 - F0427
	344	Optics: Accommodation, Lens and Ocular Biometry [VI]	F0529 - F0555
3:30– 5:30pm	353	Ocular tumors sans uveal melanoma and retinoblastoma [AP]	A0034 - A0048
	354	Tissue, drug and genome engineering [RC]	F0428 - F0457
	355	Clinical Uveitis and Scleritis: Therapies and Outcomes [IM]	A0410 - A0446
	356	Corneal epithelial biology and repair mechanisms [CO]	A0256 - A0301
	357	Pediatric ophthalmology and imaging [EY]	A0319 - A0338
	358	Aqueous humor dynamics and Trabecular Meshwork [GL]	A0387 - A0409
	359	OCT Clinical Applications [MOI]	F0119 - F0174
	360	Public Health II [CL]	A0153 - A0181
	361	Vitreoretinal surgery/VR Interface/ PVR [RE]	F0295 - F0369

Future ARVO Annual Meetings

April 23 – 27, 2023

New Orleans, La.

neworleans.com

May 1 – 5, 2026

Denver, Colo.

denver.org

May 5 – 9, 2024

Seattle, Wash.

visitseattle.org

May 2 – 6, 2027

San Diego, Calif.

sandiego.org

May 4 – 8, 2025

Austin, Tex.

austintexas.org

Poster board numbers correspond to poster location in the Exhibit Hall.

A = Poster Area A, F = Poster Area F.

Daily Program

Wednesday, May 4 ■ Lectures, Minisymposia, Papers

Time	Session	Title/ Section	CME Accredited	Location
8–8:45am		Friedenwald Award and Lecture		Four Seasons Ballroom 2/4
8:45–9:30am		Cogan Award and Lecture		Four Seasons Ballroom 2/4
10am–12pm	400	Gene therapy and other novel therapeutics in ophthalmic diseases 2 [BI]		4AB Mile High Ballroom
	401	Animal Models of Age Related Macular Degeneration [RC]	*	2B/3B Mile High Ballroom
	402	Refractive and non-refractive corneal surgeries [CO]	*	2A/3A Mile High Ballroom
	403	Clinical studies and trials [GL]		601/603
	404	Biomechanics and ocular blood flow [GL]	*	2C/3C Mile High Ballroom
	405	Cataract surgery: techniques and outcomes [LE]		605/607
	406	New perspectives in technology [MOI]	*	702/704/706
	407	New drugs, anti-inflammatory agents, antibiotics and antivirals [PH]	*	1EF Mile High Ballroom
	408	AMD Epidemiology & Systemic Therapies [RE]	*	Four Seasons Ballroom 1
	409	Electroretinography and disease [VN]	*	4EF Mile High Ballroom
12:30–2:15pm		AI: Opportunities for reverse translation? [GL] — Minisymposium		2C/3C Mile High Ballroom
		Beyond the retina: the impact of vision on behavior [VN] — Minisymposium	*	4EF Mile High Ballroom

Wednesday, May 4 ■ Minisymposia, Papers

Time	Session	Title/ Section	CME Accredited	Location
12:30–2:15pm (continued)		Emerging and re-emerging viruses: Pathobiology and ocular manifestations [IM] — Minisymposium	*	601/603
12:30– 2:30pm	419	Myopia: Structural Changes from Retina to Sclera [AP]	*	1AB Mile High Ballroom
	420	Biochemistry and molecular biology of ocular disorders [BI]	*	4AB Mile High Ballroom
	421	Using Technology for Care Delivery and Improvement [CL]	*	1CD Mile High Ballroom
	422	Ocular surface health and conjunctiva [CO]	*	2A/3A Mile High Ballroom
	423	Pediatric Ophthalmology - Pathophysiology and Imaging Modalities and Oculoplastics [EY]	*	4CD Mile High Ballroom
	424	Development of molecular therapies for inherited ocular disease [GEN]		1EF Mile High Ballroom
	425	Diabetic Macular Edema [RE]	*	205/207
	426	AI and Retina 2 [RE]		Four Seasons Ballroom 1
	427	Crystalline lens and IOLs [VI]		702/704/ 706
	428	Subretinal fibrosis – clinical challenges, mechanism, and diagnostic tools [RC]		2B/3B Mile High Ballroom
3–5pm	442	Refractive Error and Social Determinants of Vision Function [CL]		1CD Mile High Ballroom
	443	Keratoconus and corneal biomechanics [CO]	*	2A/3A Mile High Ballroom
	444	Imaging in glaucoma [GL]	*	2C/3C Mile High Ballroom

Wednesday, May 4 ■ Papers, Keynote

Time	Session	Title/ Section	CME Accredited	Location
3–5pm (continued)	445	Visual Function Assessment and Quality of Life Outcomes [LV]		4CD Mile High Ballroom
	446	Modulation of ocular surface immunity during health and disease [IM]	*	601/603
	447	Retinal Development [RC]	*	2B/3B Mile High Ballroom
	448	AMD and retinal physiology [PH]		1EF Mile High Ballroom
	449	Retinal Degeneration [RE]		205/207
	450	Endophthalmitis & Trauma [RE]	*	Four Seasons Ballroom 1
	451	Vision assessment and Clinical applications [VI]	*	702/704/706
5:30–6:15pm		ARVO/Alcon Keynote Series: Accelerating Ophthalmic Discovery and Technology Translation through Team Science		Four Seasons Ballroom 2/4

Like us. Follow us.
Connect with us.

Connect with ARVO on your favorite social media site to stay up-to-date on the latest news and information on eye and vision research.



twitter.com/ARVOinfo or include #ARVO2022



facebook.com/ARVOinfo



linkedin.com/company/arvoinfo



ARVO Connect

arvoconnect.arvo.org

Wednesday, May 4 ■ Posters

Time	Session #	Session Title	Board #
10am– 12pm	410	Anterior Segment and Trauma Epidemiology [CL]	A0118 - A0131
	411	Antimicrobial Resistance, Epidemiology and New Antimicrobials [IM]	A0439 - A0458
	412	Tumor - Diagnosis, prognosis, and molecular mechanism [AP]	A0001 - A0015
	413	Biochemistry and Molecular Mechanisms of Diabetic Retinopathy [BI]	A0042 - A0076
	414	Corneal Cell and Molecular Biology Corneal Development [CO]	A0187 - A0223
	415	Strabismus [EY]	A0316 - A0335
	416	Surgery & Wound Healing [GL]	A0364 - A0406
	417	Stem cells and organoids [RC]	F0328 - F0347
	418	Macular diseases/Macular edema/ Functional testing/evaluation/Laser [RE]	F0163 - F0230
12:30– 2:30pm	429	Biochemistry and Molecular Biology of the Retina/RPE [BI]	A0077 - A0117
	430	Clinical Uveitis & Orbital Inflammation: Etiology, Epidemiology & Clinical Assessment [IM]	A0459 - A0486
	431	Ocular surface health and conjunctiva [CO]	A0224 - A0273
	432	Thyroid eye disease [EY]	A0336 - A0348
	433	Glaucoma Genetics [GEN]	A0349 - A0363
	434	Biomechanics and ocular blood flow [GL]	A0407 - A0421
	435	Lens proteins and cataracts [LE]	F0001 - F0015
	436	Assistive Devices, Visual Function Assessment, and Vision Restoration Therapies [LV]	F0016 - F0034
	437	New improvements in imaging and development of biomarkers [MOI]	F0035 - F0074

Poster board numbers correspond to poster location in the Exhibit Hall.
A = Poster Area A, F = Poster Area F.

Wednesday, May 4 ■ Posters

Time	Session #	Session Title	Board #
12:30– 2:30pm (continued)	438	Novel animal models and neuroprotection in the retina [RC]	F0348 - F0384
	439	Drug delivery [PH]	F0140 - F0162
	440	Retinopathy of prematurity [RE]	F0231 - F0263
3–5pm	441	Vision Impairment, Visual Function, and Quality of Life [CL]	A0132 - A0170
	452	Myopia: Clinical Interventions and Diagnostics [AP]	A0016 - A0041
	453	Refractive and non-refractive corneal surgeries [CO]	A0274 - A0315
	454	Clinical studies and trials [GL]	A0422 - A0438
	455	Multidisciplinary Ophthalmic Imaging [MOI]	F0075 - F0139
	456	Pediatric Ophthalmology Epidemiology [CL]	A0171 - A0186
	457	Retinal Degenerations, Gene Therapy, Transplantation, and Prostheses [RE]	F0264 - F0327
	458	Functional imaging and wavefront correction [VI]	F0455 - F0471
	459	Retinal and central processing [VN]	F0420 - F0454
	460	Pathobiology of AMD [RC]	F0385 - F0419

Poster board numbers correspond to poster location in the Exhibit Hall.
A = Poster Area A, F = Poster Area F.

ARVO Fellows 2022

ARVO will induct the Fellows Class of 2022 at the opening ARVO/Alcon Keynote Session, to recognize and honor these members for their leadership, dedication and contributions to the Association.

Gold Fellows

T. Rowan Candy

Subhabrata Chakrabarti

Cintia de Paiva

Jacque Duncan

Michael Elliott

Amani Fawzi

John Fingert

Lynn Gordon

Irene Gottlob

Neeru Gupta

Mark Humayun

Leslie Hyman

Bennie Jeng

Noriko Koizumi

Kirsten Lampi

Chi Luu

Susana Marcos

Poonam Mudgil

Robert Mullins

Konrad Pesudovs

Tonia Rex

Michael Robinson

Richard Rosen

Philip Rosenfeld

Kevin Schey

Graham Wallace

Jeffrey Walline

Scott Whitcup

Victor Chong

Frans Cremers

Vallabh Das

Pinakin Davey

Anneke den Hollander

Nick Di Girolamo

Alfredo Dubra

William Dupps

Marita Feldkaemper

Stuart Gardiner

Bruce Gaynes

Heinrich Gerding

Giovanni Gregori

Christian Grimm

Alecia Gross

Neena Haider

Takeshi Iwata

Kate Keller

Andras Komaromy

Ashok Kumar

Van Lansingh

Yutao Liu

Jose Luna Pinto

Ian MacDonald

Gillian McLellan

Claire Mitchell

Masahiro Miura

Bartly Mondino

Catherine Opere

Daniel Palanker

Stella Robertson

Mark Rosenblatt

H. Nida Sen

Wallace Thoreson

Erik Van Kuijk

Stela Vujosevic

Stephanie Watson

David Zacks

Sarah Zhang

Silver Fellows

Balamurali Ambati

Sanjoy Bhattacharya

Ava Bittner

Stewart Bloomfield

Bang Bui

Julia Busik

Melanie Campbell

Matilda Chan

Dowling Society

The ARVO Foundation for Eye Research would like to recognize the members of the Dowling Society. Established to honor the innovative vision researcher and first chairman of the ARVO Foundation Board of Governors, John E. Dowling, PhD, FARVO, the society carries forth his spirit of innovative research by recognizing individuals for their significant support of eye and vision research.

Thank you to the generous members of the Dowling Society who have made a pledge or donation of \$10,000 or more.

Gary W. Abrams, MD, FARVO and
Jane C. Werner, MD

Anthony P. Adamis, MD, FARVO

Jayakrishna Ambati, MD, FARVO

Robert E. Anderson, MD, PhD,
FARVO

Joanne Angle*, MLS, MPA

Sally S. Atherton, PhD, FARVO
and Robert Atherton

Robert B. Barlow*, PhD, FARVO
and Patricia Barlow

Haydee E. P. Bazan, PhD, FARVO
and Nicolas G. Bazan, MD,
PhD, FARVO

Bernard Becker*, MD, FARVO

David C. Beebe*, PhD, FARVO
and Mrs. Betsy Beebe, PA-C

Paul S. Bernstein, MD, PhD,
FARVO and Ann Bernstein

Eliot L. Berson*, MD, FARVO and
Kyra Kaplan-Berson

Roger W. Beuerman, PhD, FARVO

Laszlo Z. Bito*, PhD

Janet C. Blanks, PhD, FARVO

Jeffrey H. Boatright, PhD, FARVO

William J. Brunken, PhD, FARVO
and Dale D. Hunter, PhD, JD

Claude F. Burgoyne, MD, FARVO
and Vicki Smith

Patrick Burke, MD, PhD

R. V. Paul Chan, MD and Ann-
Marie Lobo-Chan, MD

Stanley Chang, MD, FARVO

Steve T. Charles, MD, FACS, FICS

Emily Y. Chew, MD, FARVO and
Robert P. Murphy, MD

Michael F. Chiang, MD

Thomas A. Ciulla, MD, MBA

Bruce E. Cohan, MD

Lancey B. Cowan, JD, CAE

Cheryl M. Craft, PhD, FARVO

Patricia A. D'Amore, MBA, PhD,
FARVO

Reza Dana, MD, MPH, MSc,
FARVO

Paulus T. V. M. de Jong, MD, PhD,
FARVO, FEBOphth, FRCOphth
and Marij de Jong

John E. Dowling, PhD, FARVO
and Judith F. Dowling

Joseph L. Dowling, MD

Melinda K. Duncan, PhD, FARVO

David L. Epstein*, MD, FARVO
and Susan M. Epstein, RN, JD

Rafal Farjo, PhD and Krysten M.
Farjo, PhD

Paul T. Finger, MD

Malinda E. C. Fitzgerald, PhD,
FARVO

Steven J. Fliesler, PhD, FARVO

Robert N. Frank, MD, FARVO

Ronald E. P. Frenkel, MD

Juan E. Gallo, MD, PhD, FARVO

Ronnie Glaser and Bert M.
Glaser*, MD, FARVO

Israel A. Goldberg, PhD and
Diane Goldberg

Evangelos S. Gragoudas, MD,
FARVO

Hans E. Grossniklaus, MD,
FARVO and Daurice A.
Grossniklaus, PhD

2022 Dowling Society inductee

* Deceased

Julia A. Haller, MD, FARVO and
John D. Gottsch, MD, FARVO

Mary Elizabeth Hartnett, MD,
FARVO

Linda D. Hazlett, PhD, FARVO

John R. Heckenlively, MD, FARVO

John A. Hoepner, MD

David Huang, MD, PhD, FARVO

Leslie Hyman, PhD, FARVO

Martine J. Jager, MD, PhD, FARVO

Murray A. Johnstone, MD, and
Jeanie Johnstone

Dimitrios Karamichos, PhD

Paul L. Kaufman, MD, FARVO and
Margaret Kaufman

John L. Keltner, MD and
Nancy Keltner

Shigeru Kinoshita MD, PhD, FARVO

Renu A. Kowluru, PhD, FARVO
and Anjan Kowluru, PhD

Ingrid Kreissig, MD

Paul P. Lee, MD, JD, FARVO and
Jennifer Lee

Maureen G. Maguire, PhD, FARVO

Todd P. Margolis, MD, PhD, FARVO

Marmor Foundation/
Michael F. Marmor, MD, FARVO

Alice R. McPherson, MD

Jennifer J. Kang-Mieler, PhD,
FARVO and William F. Mieler,
MD, FARVO

Ann H. Milam, PhD, FARVO

Joan W. Miller, MD, FARVO

Robert F. Miller, MD, FARVO

Alan R. Morse, PhD

Janice Oliva

Samir C. Patel, MD

Christopher A. Paterson*, PhD,
DSc, FARVO

David R. Pepperberg*, PhD,
FARVO and Audrey Eisenmann

J. Mark Petrash, PhD, FARVO and
Kelly Cope Petrash

Stephen C. Pflugfelder, MD,
FARVO

Robert Ritch, MD, FARVO

Stella M. Robertson, PhD, FARVO
and James D. Robertson, PhD

Frances J. Rucker, PhD,
MCOptom, FARVO

Iris M. Rush, CAE

Stephen J. Ryan*, Jr., MD, FARVO

SriniVas R. Sadda, MD, FARVO

David E. Saffer

Jose Alain Sahel, Jr., MD, FARVO

Joel S. Schuman, MD, FARVO and
Carole Miner Schuman

Lawrence J. Singerman, MD, FACS

Gregory L. Skuta, MD

Alfred Sommer, MD, MHS

Richard F. Spaide, MD, FARVO

William Eric Sponsel, MD, FARVO

W. Daniel Stamer, PhD, FARVO
and Catherine Bowes Rickman,
PhD, FARVO

Mary Ann Stepp, Ph.D, FARVO

Michael E. Stern, PhD, FARVO

Paul Sternberg, Jr., MD, FARVO
and Gloria Sternberg

Michael Trese, MD, FARVO

Joyce Tombran-Tink, PhD, FARVO
and Colin J. Barnstable, DPhil,
FARVO

Carol B. Toris, PhD, FARVO

Erik J. van Kuijk, MD, PhD, FARVO
and Virginia Brooke, RN, PhD

Sheila K. West, PhD, FARVO

Janey L. Wiggs, MD, PhD, FARVO
and Robert J. D'Amato, MD,
PhD, FARVO

David R. Williams, PhD, FARVO
and Inger M. Williams, PhD

George A. Williams, MD, FARVO

Terri L. Young, MD, MBA, FARVO

Thomas Yorio, PhD, FARVO and
Elena Yorio

**To become a member of the Dowling Society, please contact
the ARVO Foundation for Eye Research at +1.240.221.2950 or via
email at info@arvofoundation.org**

Getting Around Denver

Airport Rail

For \$10.50 each way, travelers can take the University of Colorado A Line from Denver International Airport to Denver Union Station. The A Line serves eight stations along a 23-mile stretch that include 38th & Blake Station that accesses Denver's vibrant River North Art Distric (RiNo).

Light Rail

Located right outside the Convention Center, the light rail network has 12 rail lines and serves 78 stations along Denver's north, east, southeast, southwest and west rail corridors. The trains can take you to other hot spots for your downtime, including Empower Field at Mile High, Ball Arena, Elitch Gardens Theme & Water Park, and Denver Union Station. The fares range from \$3 to \$5.25, varying with zones. Visit Rtd-Denver.com

SkyRide Buses

The Regional Transportation District (RTD) SkyRide bus fleet offer a slew of special rides, services for people with limited mobility and free rides for active military to the Denver International Airport and many neighborhoods in the Denver metro area. All RTD services, maps, routes and fares are on Rtd-Denver.com

Taxi Service

- Freedom Cab: +1.303.444.4444
- Metro Taxi: +1.303.333.3333
- Yellow Cab: +1.303.777.7777

Need Gifts?
Visit ARVO Central,
Exhibit Hall



Free 16th Street MallRide

MallRide connects visitors from one end of the 16th Street Mall to the other, seven days a week, stopping on every block between Civic Center and Union Station. Its frequent service allows for easy travel to and from some of the area's finest restaurants, shops and entertainment venues, including the Convention Center.

Pedi-cabs and Tuk Tuks

Pedi-cabs (bike taxis or Rickshaws) are the slickest way to get around downtown and LoDo. Most Mile High Pedicab drivers pedal for tips or \$2 per city block. Denver Pedicabs also offer guided city tours.

Tuk-tuks — a three-wheel motorized vehicle — seat up to six people and are equipped with seat warmers and provide the ultimate urban sightseeing experience. The city tour explores all local hot spots from Larimer Square to RiNo. The brewery tour stops at three breweries for a pint.



NAEVR

National Alliance For
Eye And Vision Research

Visit NAEVR Central in the Exhibit Hall

Hours: Sunday – Wednesday, 8:30am – 5pm

Hosted by NAEVR's Dan Ignaszewski and David Epstein

- Contact Congress to support vision research funding increases
- Learn about research funding resources, such as multiple Department of Defense (DoD) funding opportunities to meet critical vision research gaps

NAEVR's Defense-Related Vision Research Opportunities Session

Monday, May 2, 7 – 8am, Mile High Ballroom 1AB

NAEVR has invited DoD representatives to speak about FY2022 funding opportunities and past DoD awardees to offer insights into how researchers can be most responsive to the funding Program Announcement.

eyereseearch.org



ARVO
2023
April 23 – 27
New Orleans, La.

Reserve your ARVO 2023 hotel online before you go home!

Hotel reservations for ARVO 2023 in New Orleans open on Monday, May 2.

All attendees are encouraged to book their hotel for the 2023 Annual Meeting before heading home.

Two ways to book:

- Stop by the New Orleans Booth in ARVO Central
- Reserve online at **ARVO.org/Hotels**

Hotels are available in all price ranges and service levels, and your favorite hotel brands are represented. Official hotels are within a 20-minute walk of the Ernest N. Morial Convention Center.

Please note: ARVO cannot assume responsibility for rooms reserved at hotels outside the ARVO block (either at hotels not listed or booked directly with the hotels). Special requests (i.e., king-size bed, non-smoking) may be noted but cannot be guaranteed. If you require accessible accommodations, contact ARVO's Housing Bureau with details.

ARVO.org/Hotels

Your gift brings young researchers to ARVO 2023



**“Donate today
and I’ll match
your gift!”**

Your generous gift today will support travel awards for young scientists to attend next year’s Annual Meeting in New Orleans.


Sally S Atherton

Sally Atherton, PhD, FARVO



Ways to give

- In **ARVO Central** in the Exhibit Hall
- **ARVOFoundation.org/Donate**



ARVO Foundation
for Eye Research®

ARVO and the ARVO Foundation are grateful to the supporters of the following named awards and grants:

Travel grants supporters:

- American Macular Degeneration Foundation Travel Grants
- American Uveitis Society Travel Grant
- ARVO Foundation Travel Grants
- Elizabeth Anderson Travel Grants^x
- Joanne G. Angle Travel Grants^x
- Grant Wood Balkema Memorial Travel Grant^x
- Robert B. Barlow, Jr. Travel Grant^x
- Roger Beuerman, PhD, Travel Grant
- IRCCS-Fondazione G. B. Bietti per lo Studio e la Ricerca in Oftalmologia-ONLUS Travel Grants
- BrightFocus Foundation Travel Grants
- Sek-Jin Chew Travel Grant^x
- Ramon F. Dacheux II Memorial Travel Grant
- M. Velma Dobson Memorial Travel Grant^x
- Eye Research Center Travel Grant
- Qais Farjo, MD Memorial Travel Grants^x
- Foster Ocular Immunology Society Travel Grants
- G. M. Jager Travel Grant^x
- Murray and Jeanie Johnstone Travel Grant
- Karamichos/Utheim Keratoconus Travel Grant
- Knights Templar Eye Foundation Travel Grants
- Sarla P. Kothary Memorial Travel Grant^x
- Kreissig Travel Grant
- Lens and Cataract Travel Grant
- Lincoff-Kreissig Minimal Surgery Travel Grant
- Lions Eye Institute for Transplant and Research Travel Grants
- Connie Lee Lerea Travel Grant
- Friederike Mackensen Travel Grant^x
- Richard Newton Lolley Travel Grant^x
- Robert F. Miller, MD, Travel Grant
- National Eye Institute Travel Grants*
- NIHR Moorfields Biomedical Research Centre Travel Grants
- David R. Pepperberg Travel Grants^x
- Retina Research Foundation/Joseph M. and Eula C. Lawrence Travel Grants
- Societa Italiana Laser in Oftalmologia Travel Grants
- Josh Wallman Travel Grant^x
- Women in Eye and Vision Research (WEAVR) Travel Grants
- Gerhard Zinser Memorial Travel Grant^x

^x Supported by memorial donations

* Funding of grants for attendance at this conference was made possible in part by grant 2U13EY002143-40 from NEI. The views expressed in written conference materials or publications and by speakers and moderators do not necessarily reflect the official policies of the DHHS; nor does mention by trade names, commercial practices or organization imply endorsement by the U.S. Government.

ARVO Foundation awards & fellowships

- Anonymous Ludwig von Sallmann Clinician-Scientist Award
- ARVO Foundation for Eye Research Collaborative Research Fellowships
- ARVO Foundation for Eye Research Publication Financial Assistance Program
- The Family of Dr. David L. Epstein Dr. David L. Epstein Award
- Genentech Genentech Career Development Award for Underrepresented Minority Emerging Vision Scientists
- The Family of Dr. Bert M. Glaser Bert M. Glaser, MD Award for Innovative Research in Retina
- Ingrid Kreissig, MD Kreissig Award for Excellence in Retinal Surgery
- The Lighthouse Guild Oberdorfer Award for Low Vision Research
- Mallinckrodt Mallinckrodt Uveitis Research Fellowship
- Pfizer Ophthalmics Carl Camras Translational Research Awards
- Point of View Foundation (Fundació Punt de Vista) Point of View Award

ARVO Foundation Developing Country Eye Researcher Travel Fellowships

- ARVO Foundation Annual Meeting donors
- J. Mark Petrash, PhD, FARVO and family
- University of Wisconsin — Madison
- Women in Eye and Vision Research (WEAVR)
- Satish K. Srivastav DCERF Travel Fellowship

ARVO 2022

Annual Meeting Supporters

The **Association for Research in Vision and Ophthalmology** and the **ARVO Foundation for Eye Research** gratefully acknowledge corporate support for 2022 Annual Meeting programs and events.

Alcon

ADVERUM

The logo for EyeCRO features a stylized eye icon on the left, composed of a blue iris and a black pupil. To the right of the eye, the word "EyeCRO" is written in a blue, sans-serif font. A blue swoosh underline is positioned beneath the "CRO" portion of the text.The Novartis logo consists of a stylized flame or drop icon on the left, rendered in a gradient of blue and orange. To the right of the icon, the word "NOVARTIS" is written in a blue, serif font.The Théa logo features a stylized eye icon on the left, composed of a black circle with a blue dot in the center. To the right of the icon, the word "Théa" is written in a black, sans-serif font.



VERSATILE, INNOVATIVE PLATFORM FOR OCULAR DRUG DELIVERY

Our VitalDose® technology is a drug delivery platform providing controlled release through implant and insert dosage forms. The VitalDose® platform has proven biocompatibility and achieves >6 months release of **mAbs, peptides, RNA, small molecules, and fixed dose combination therapies**. We partner with you to enable innovation within your desired delivery profile.

The Celanese Pharma Lab offers the following support:

- Material selection
- Drug release testing
- Formulation and R&D prototype development
- Tech transfer

Collaborate with us

Email: Healthcare@Celanese.com

Website: healthcare.celanese.com



Celanese®, registered C-ball design and all other trademarks identified herein with ©, TM, SM unless noted, are trademarks of Celanese or its affiliates. © 2022 Celanese or its affiliates. All rights reserved.